

Getting Started

Thank you for allowing us to help you host VBS for the children in your life; we hope you have a wonderful journey this week as you share the Gospel with those young hearts in your home! We have created two working sets of this leader guide: a full version, and an abridged version.

This full version of the leader guide has several more activities, and all the scripts needed to perform the skits if you want to go the extra mile and do a complete version of Virtual VBS at home. This full version will require you to gather more materials or think creatively to replace materials with other things if desired! Material in **red font** is what has been removed from the abridged version so you can quickly see the difference!

Feel free to use either guide or bits and pieces from both guides as you see fit! **No matter which guide you choose, it is recommended that you read through each day of the VBS week ahead of time.** There are a handful of things that you will need to do before VBS starts in your home on any given day. You will also need your Bible each day to reference verses and to read from day regardless of which version you use.

When looking through the guide, you will notice that some things say “optional supplies” while others say “optional resources.” These apply to things you will find in the full version of the guide that are in addition to what we have prepared for you. If you wish to do them, optional supplies are objects that you will need to gather; optional resources can be found at the Answers in Genesis website, <https://answersingenesis.org/vbs/incredeworld2020/>; you will need to scroll down the page and click “download the free virtual VBS.”

When going through this program, you will find the full version of the leader guide, all needed video links, songs and extras at our website:

ibc.church/vbs

Before you start, we recommend that you write each child’s name on the laminated nametag hanging from the bag drawstring, with the sharpie provided in the host kit!






Each morning when the kids show up for VBS, the Host should accept an admissions ticket from each child (hanging on the carabineer on their VBS bag) and give them a wristband. Wristbands will be located in the Ticket Booth bag inside each kid kit.

Host Tips:

1. We recommend that you take the contents of each child’s VBS bag out on the first day and keep them at your house for the week. That way, if a kid forgets to bring their bag one day, you will still have all their needed daily supplies.
2. If you noted that you were hosting more than four kids in your home for VBS, you should have received a 'Plus 4' box (or multiple plus 4 boxes if hosting more than 8, etc.). Each box contains additional supplies that you need to accommodate additional children. Be sure to open that box before the week begins so that you can consolidate your supplies and have all of your host supplies ready to go.
3. There is an iron-on transfer sheet in your leader notebook. If you wish, you can iron this logo on to a shirt of your own so that you can have an “official” IncrediWorld shirt to wear as you host. This is just a fun little extra if you want to use it!
4. Kid Kits have a Ticket Booth Bag which contains wristbands for each day and Go & Do Cards that should go home with the children at the end of each day. Also included is a cute IncrediWorld sticker for each child – just because! They are fun to put on water bottles or computer cases. 😊

If you have any questions about accessing materials or need clarification, please email us at virtualVBS@ibc.church.

COURSE OVERVIEW

	Day 1	Day 2	Day 3	Day 4	Day 5
Title/Bible Content	Creation Day: Back to the Beginning	Worldview Day: Wear Your BIBLE Glasses	Gospel Day: The Ride of Your Life	Design Day: A Closer Look at God's Handiwork	Dino Day: Let's Clear Up the Confusion
Bible Passages	Genesis 1–2:3	Genesis 1 Proverbs 1:7	Genesis 1–3 and Selected Scriptures	Selected Scriptures	Job 40–41
Apologetics Content	How long ago was the time when time began?	What in the world is a worldview?	Can your view of creation affect your view of the gospel?	Does every creature have a Creator?	Are dinosaurs in the Bible?
Memory Verse	Exodus 20:11	John 17:17	Romans 10:9	Psalms 111:1–2	Job 40:15
Echo Phrase	In six short days, everything was made!	The Bible says it. That settles it!	Admit, Believe, Forever Receive!	It couldn't just happen. God made them that way!	Behemoth and Leviathan, they lived at the time of man!
Incredibles	EXTREME! Extreme animals (Rex the <i>T. rex</i>)	SQUISHED! Bottom of the ocean animals (Glowy the lanternfish)	HOT! Volcano/Desert animals (Fenwick the fennec fox)	FREEZING! Arctic animals (Terner the Arctic tern)	HUMONGOUS! Huge animals (Patty the <i>Apatosaurus</i>)
					

LIMITED LICENSE TO COPY:

A limited license is available to make copies of this material. You may make copies of the material if 1) you are the purchaser; 2) the copies are used exclusively for non-commercial purposes within your home, church, or organization (an entire denomination is not considered a "church" or "organization" under this license); and 3) you follow the instructions provided in the book.

Scripture quotations are from the ESV® Bible (The Holy Bible, English Standard Version®), copyright © 2001 by Crossway, a publishing ministry of Good News Publishers. Used by permission. All rights reserved.

Copyright ©2011, 2020 Answers in Genesis. All rights reserved. Limited license to copy.

Project Coordinator: Stacia McKeever
Written by Randy and Barb Witt
Interior layout by Diane King
Logo design by Jon Seest
Illustrations and patterns by Paul Agner

For more information, write:
Answers in Genesis
PO Box 510, Hebron, KY 41048

INTRODUCTION

The mouth-watering smell of cotton candy. The electrifying sound of thrill rides. The mesmerizing sight of animal shows. Adventure at every turn.

It's excitement galore in this Answers VBS program as we head to *IncrediWorld Amazement Park*, where kids take a thrill ride through God's creation.

Kids will come face-to-face with God's incredible world of wonders as they go wild learning that . . .

- we always start with the Bible because it is always true!
- God created everything in just six literal days!
- dinosaurs lived at the same time as people!
- science supports the Bible's claims!
- God is the Creator who masterfully designed every animal!

Everywhere you go, there's fast-paced, fantastic activity. The day starts with a wacky intro, lively songs, an animal byte from the Incredibles, and prayer. Then you can offer a Bible lesson, craft, snack, and game.

Finish your day with a daily drama, featuring the Extreme Team and their theme park animal show, Mabel Magoo, a theme park "groupie," Mr. Peterson, the park manager, Miss Ryan, an administrative assistant, Millard Grover, an industrial spy, and Victoria Hathaway, a high-powered TV executive. (Because of the simplified nature of this program, the daily drama is only

available on video. There are no scripts available for a live production.)

So strap yourself in and hold on tight because this action-packed week is going to be an unforgettable ride!

OUR GOAL

If you asked the children of your church and community how they felt about the Bible, what would their response be? Would they consider the Word of God relevant to their lives and interesting to learn from? Or would it seem irrelevant and trumped by "science"?

A recent survey¹ by America's Research Group² revealed that an alarming number of young people³ are leaving the church after they graduate because their questions about the Bible had not been answered. Respondents indicated that Sunday School materials were shallow and irrelevant. Of those polled, 86% had begun to question the Bible by their high school years. Of those who said they did not believe all the accounts in the Bible are true, 82% cited doubts about the Bible's authority or its trustworthiness.

We trust that the Lord will use this VBS to help reverse this sad trend by equipping today's children with the answers they seek. We have designed *IncrediWorld* to provide solid Bible-based teaching, delivered in a fun and entertaining way, that counters the misinformation about the Bible and science that children encounter daily.

¹ Britt Beemer poll commissioned by Answers in Genesis.

² America's Research Group, Ltd., is a full-service market and behavioral research firm offering expertise in all phases of survey research, from questionnaire design to final report preparation.

³ These were people now in their twenties who regularly attended an evangelical church as they were growing up. The poll was nationwide.

Day 1

CREATION DAY

Back to the Beginning

BIBLE PASSAGE

Genesis 1-2:3

APOLOGETICS CONTENT

How long ago was the time when time began?

INCREDIVERSE

For in six days the LORD made heaven and earth, the sea, and all that is in them, and rested on the seventh day. Exodus 20:11

ECHO PHRASE

In six short days, everything was made!

LESSON AIM

Children will learn that the Bible perfectly records how everything came to be. The world didn't come about on its own, but by an incredible Creator God who designed it.

TODAY'S LESSON AT A GLANCE

LEADER DEVOTIONAL

For you to prepare your heart for leading.

OPENING

Welcome
Incredibles: Extreme

MIDWAY GAMES

Time Began
Creation Art Smarts

RAD INCREDILAB

Just like Air, God is There

CONCESSION STAND

IncrediPop Popcorn
Creation Cooler

WOW ZONE BIBLE TIME

Back to the Beginning
Cool Creation Games
Puppet Pal

CRAFT COVE

Wonder Wheel

WRAP UP

Drama
Review the Attraction Activities

LEADER DEVOTIONAL

For in six days the LORD made heaven and earth, the sea, and all that is in them, and rested on the seventh day. Therefore the LORD blessed the Sabbath day and made it holy. Exodus 20:11

How much time have you spent planning for your VBS program? Ironing out all the details, making sure everything will run smoothly, perhaps coordinating with other people, preparing your lessons or crafts or snacks or games . . . days? weeks? months? Imagine having the power to simply speak and have it all done in an instant. No waiting on other people, no arguing about petty differences, no begging for help from others. Just a word, and it all comes together.

Now contemplate the infinite power necessary to speak an entire universe into existence. The eternal Godhead—Father, Son, and Spirit—agreed together in eternity past to create billions of stars and solar systems and . . . earth. For his glory and for our pleasure.

He had no need to gather materials, make several trips to the home improvement store, measure twice and cut once, tear everything apart and start again. He spoke, and it was done. At his word, all things—time, light, space, earth, water, plants, trees, heavenly bodies, flying creatures, swimming creatures, land-dwelling creatures, people—came to be.

Although he could have done it all in an instant, he chose to spread his creative acts over the space of six days. Six normal-length days. What have you accomplished in the past six days? Preparing for VBS? Working at your job? Cleaning your house? Six days—the time God chose to take to create and fill the entire universe.

Then he rested on the seventh day and established the pattern for our seven-day week.

And it was very good. His creation was a reflection of himself, of his good nature. It was full of his characteristics—life, love, peace, joy. As you read and study the true creation account given in Genesis 1, think about the words of this Puritan prayer regarding our great Creator:

King of glory, Divine majesty,
Every perfection adorns thy nature and sustains
thy throne;
The heavens and earth are thine,
The world is thine and its fullness.
Thy power created the universe from nothing;
Thy wisdom has managed all its multiple
concerns, presiding over nations, families,
individuals.
Thy goodness is boundless;
All creatures wait on thee, are supplied by thee,
are satisfied in thee.
How precious are the thoughts of thy mercy and
grace!
How excellent thy lovingkindness that draws men
to thee!
Blessed be thy name!

—Arthur Bennet, *The Valley of Vision* (The Banner of Truth Trust: 2005), p. 216.

OPENING

Welcome

Enthusiastically greet the children and welcome them to IncrediWorld Amazement Park. Introduce yourself to the kids with a fun name they can call you this week like, Trainer Ted or Coaster Katie, etc. You will need to learn a roller coaster cheer. Make up your own, or go online to YouTube and type in "Roller Coaster Cheer" to learn how to do one: Please say:

Hi there, park riders, and welcome to IncrediWorld! We live in an incredible world of wonders, designed by the master Creator himself. Let's get ready for a big week because we're going to take a thrill ride through our Creator's amazing, awesome, incredible creation! First, we need to have our admission tickets! *Only if showing video, say:* Alright, let's begin by watching our friend Buddy Davis talk about some extreme creatures! *Show Welcome Video!*

If not showing video, say: Roller coasters aren't the only thrill rides at this place. We'll be taking a thrill ride through God's creation, too. The first thing we need to learn is where it all came from! In fact, today's theme is Creation Day, and we're going to head back to the beginning of time to learn about creation week—the time when God created all things! So strap on your seatbelt and get ready for a wild ride as we start Creation Day!

Incredibles: EXTREME!

Start getting hyper excited about the day ahead and keep talking over and over about how much fun it's going to be here at IncrediWorld. Use the word fun a lot. Slides are found in the Optional Resources online.

The word *fun* is the word most often used to describe theme parks. But here's another word used to describe theme parks—*extreme!* Theme parks are all about extremes. They've got extreme screens, extreme teams, and extreme rides. Do you have a favorite extreme ride? *Wait for answers.*

Did you know there's something else extreme, though, besides extreme rides? In real life, there are extreme animals, some of which live in extreme places, like the bottom of the ocean, the desert, or inside volcanoes!

Show intro slide: EXTREME!

Every day this week, we're going to feature some of these extreme animals. We'll call them Incredibles, because Creator God made them incredible.

Show Tiger Beetle slide.

How about this extreme dude? He's called a tiger beetle, and he's the fastest bug on the planet. He can go 6 mph or more, which may not sound fast, but for a bug, that's incredible! If we were like the tiger beetle, we'd be running at a speed of about 500 mph, which is the speed at which a jet airplane flies! In fact, this little bug goes so fast, its brain can't process what it's seeing, so it goes blind while it runs!

Show Millipede slide.

And talk about extreme! This millipede is over 15 inches long and has 256 legs! And some millipedes have as many as 750 legs! How would you like to go shoe shopping with that one?

Show Rhinoceros Beetle slide.

And then there's the strongest animal out there—the rhinoceros beetle. This little guy can lift 850 times his own weight, which would be like us lifting a tank!

Show Tube Worm slide.

Or how about an extremely bizarre animal called the tube worm? It can survive at the bottom of the ocean in poisonous gases with its head in boiling water and its bottom in almost freezing water!

Show T. rex slide.

But of all the extreme animals, a favorite has got to be dinosaurs, like *T. rex*. Can you imagine how scary it would be to come face to face with a *T. rex*? Then again, it actually wouldn't have been scary at the beginning of time, when everything was good.

Show Rex slide.

Here is Rex to remind you of what we're going to learn—that God is the Creator of all the incredible animals, including dinosaurs, and he created them all within two days. God didn't need millions of years to make the world, because he's God, and he's incredible! Nothing is hard for him. So get ready to learn all about God's incredible world this week at *IncrediWorld!*

Optional Song to Sing

"Simple As That"

MIDWAY GAMES

Time Began

NO SUPPLIES

NO PRE-PREP

DIRECTIONS

Play the Midway Games video! Then, remind your kids that there was a time when time began—on day one of creation week, about 6,000 years ago. Have them walk for a designated period of time, such as two minutes, but don't tell them when the time is up. When they think that amount of time has passed, they should go to a designated spot. The one that gets there closest to the two minute mark wins that round. You can also have them do rounds with jogging, hopping, skipping, etc., and vary the length of time of the rounds.

Creation Art Smarts

SUPPLIES

- Sidewalk chalk – Game Bag in Host Kit
- Creation Day Help Sheet – Leader Notebook

NO PRE-PREP

CLASS TIME DIRECTIONS

Draw pictures of things God created, starting with day one and going through day six. Use the Creation Days Help Sheet as a help.

RAD INCREDILAB

Just like Air, God is There

SUPPLIES

Rad IncrediLab Supply Bag in Kid Kit

- 3 Balloons
- 3 Rubber bands
- Ruler

NO PRE-PREP

DIRECTIONS

Watch the Rad IncrediLab video and follow along with Professor Rainbow Brite as she guides you through this incredible experiment measuring properties of air. Feel free to pause the video as you watch if she gets ahead of you!

CONCESSION STAND

IncrediPop Popcorn and Creation Cooler

INGREDIENTS

Concession Stand Supply Bag in Host Kit

- Tropical Punch Kool-Aid

From Kid Kit

- Microwave Popcorn

PRE-PREP

- Pop popcorn
- Prepare Kool-Aid according to package instructions.

TEACHING TIE-IN

Pray for the snack and as everyone munches, play Snack Time with Auntie, **or say:**

Who knows on what day God created plants? Day 3!

God designed plants so they'd each have an amazing variety of ways they can be used. One of those plants we use is corn. Corn is used in lots of foods. But did you know corn is also used in other products? Things like penicillin, aspirin, auto wheels, batteries, chewing gum, cosmetics, crayons, chalk, disposable diapers, latex paint, livestock feed, carpets, shaving cream, toothpaste, wallpaper and even paper plates. Don't forget our snack...popcorn!! As we eat our popcorn, remember that God is so incredible to have designed every plant and has given people the ability to discover so many uses for them.

WOW ZONE BIBLE TIME

Part 1: Back to the Beginning

SUPPLIES

- Memory Verse Poster — Host Kit

OPTIONAL SUPPLIES (Provided by Host)

- Days of Creation slides
- Dog Kind slide
- Bottlenose dolphin and woodpecker slide
- Sound Effects
- *not on website* special effects Optional Supplies: containers with water, cake ingredients, spray mister, seeds, play snakes or bugs, TV trays, Bible

DIRECTIONS

Watch the WOW Zone Bible Time Video!

If you are not choosing to watch the video provided, please read the script on the following page and use the Optional Supplies listed! Speaking parts are in **bold**, doing parts are in *italics*.

Pre-Prep: Prepare the special effects. Prepare the Days of Creation slides. Tell this account with a somewhat dramatic voice and manner. Convey wonder and excitement at the amazing world of wonders God created. Make sure to have your Bible open to Genesis 1 and read from it. For the sound effects, just make the sounds yourself or with the kids. For the items used for the special effects, lay them all out in order on a table or on separate TV trays

Have you ever been to a special effects theater before? Take brief responses or pause briefly and then move on. Let's check out our own special effects theater as we talk about some of the most spectacular effects that ever happened. Here we go back to the beginning of time!

Play or make Sound Effect 1 (clock chime)

Did you know there was a time when there wasn't time?

Play or make Sound Effect 2 (clock "boing").

God, his Son Jesus, and the Holy Spirit were around before time, because they've been around forever and live outside of time. However, everything else didn't exist. The Bible tells it like this:

Play or make Sound Effect 3 (water sloshing). Use your hands to sweep across the sky (the heavens) and make a round earth as you read Genesis 1:1.

Say that with me. *Do so, and have them repeat the motions as you show the theme memory verse image.*

Notice that right away, the Bible tells us God is the one who created everything. He must consider that very important information because it's the first thing he said in his Word. You'll hear some people say everything came about by a big bang, which was like a jumbo cosmic explosion that happened billions of years ago, but that's not what God's Word says, is it?

From careful study of the dates in the Bible (such as the genealogies in Genesis 5 and 11) we know this happened just 6,000 years ago, and God created it all in just six days. Let's count to six in the softest whisper ever. Do so. Now let's try our deepest voice. Do so.

Do you think it was hard for God to get it all done in six days? Take responses. No! Nothing's hard for God! He's incredible!

Pour water back and forth into various containers while saying the next part.

Next, the Bible says the earth was without form and void. "Without form" means it didn't have any shape. Water is something that doesn't have a shape, right? The earth, then, was a big shapeless form in space. And it was void. "Void" means empty, with no plants or animals or people or anything.

Point to the cake ingredients when you mention them in the next paragraph.

Can you imagine creating something from nothing? If you wanted to make something, you'd have to start with some materials, wouldn't you? For instance, if you bake a cake, you start with flour, sugar, butter, and eggs. You can't just make it without any starting materials. But in the beginning, God created from nothing.

Turn the lights off and turn them back on at, "Let there be light!"

Then the Bible says: read Genesis 1:2-3. This light wasn't the sun. It's just described as "light."

Read Genesis 1:5 and show the Day 1 image.

Then God created a sky in the middle of the waters. Stand up and reach as high as you possibly can into the sky. Jump if you want to. Do so. I'm glad God made the sky because there's air to breathe in the sky. We'd die without air! Try to take the biggest, biggest breath of air you can and hold it for a minute. Do so.

God called the sky heaven. So the evening and the morning were the second day.

Show the Day 2 image. Then play or make Sound Effect 4 (water gathering). Lightly mist above the kids as the next part is shared.

Then God said for the waters to be gathered together into one place, and for the dry land to appear. And it was so. And God called the dry land earth, and the waters he called seas. And God saw that it was good. Then God said for the earth to bring forth grass, the herb that yields seed, and the fruit tree that yields fruit according to its kind.

Show sunflower, pumpkin, or other seeds after the word seed.

Did you hear how God made the grass and plants and fruit "according to its kind"? "According to its kind" is an important phrase you'll hear over and over in Genesis 1. This means that each plant or animal makes more of its kind—one kind of plant or animal never changes into a different kind. For example, dogs have baby dogs, but they never have baby cats. Show Dog Kind image. There are small dogs, big dogs, coyotes, wolves, and others. But they're all part of the same kind—the dog kind!

And they won't change into a different kind. For instance, dogs won't ever develop feathers or scales. God made each kind unique.

And God saw that it was good. *Read Genesis 1:13. Show the Day 3 image.*

Then God made two great lights: the sun to rule the day, and the moon to rule the night. He made the stars also. The word stars also includes the idea of planets, by the way.

So, let's review. Everyone shout out the answer if you know it. Do you remember on what day God created the earth? *Day one.* How about the plants? *Day three.* How about the sun, moon, and stars? *Day four.* Those who don't trust God's Word and believe in the big bang say the sun, moon, and stars came first, before the earth. Does God's Word say the sun came before the earth? *No!*

God's Word tells us the order in which things were created. And although some people (*those believing in evolution*) say it's a problem for plants to be created before sunlight, it isn't a problem at all, because it was less than a day's difference in time (plants on day three, sun on day four). The plants could certainly have survived for less than a day, and they had some kind of light, anyway, from day one!

Show the Day 4 image.

And God saw that it was good. *Read Genesis 1:19. Play or make Sound Effect 5 (fish and birds) during the next section.*

Then God created great sea creatures and every bird according to its kind. And God saw that it was good. So God made the first animals. He designed each kind to do what it does well.

For example, let's look at bottlenose dolphins, which are part of the dolphin kind. *Show the Dolphin image.* Bottlenose dolphins are sea creatures, and God designed them with a special inner layer of skin called blubber that keeps them warm in the water. Everyone give the hugest shiver ever! *Do so.* God also gave them an outer layer of skin that allows them to swim through the water smoothly, with little resistance. And he gave them something called echolocation so they can find their food. Let's say the word echolocation together. *Do so.* With echolocation, they make up to 1,000 clicking noises every second! Those sounds travel underwater until they hit an object and bounce back to the dolphin, showing where the object is. Let's see if we can make 1,000 tongue clicks in a minute. Dolphins can do it in a second, but we'll try in a minute. *Do so.*

And how about an example of a flying creature God designed, such as the woodpecker? *Show the Woodpecker image.* The woodpecker, which pecks holes in trees, has little tufts of feathers that cover its nostrils so wood chips won't get in. It can peck holes in trees without getting a whopping headache because God put a special cushion in its head that acts sort of like a shock absorber.

Can you imagine these things just happening to turn out so perfectly in their design? That would be like saying a mansion just so happened to turn out perfectly built without a designer. No way! God, the Master Designer, beautifully created each and every kind.

So the evening and the morning were the fifth day. *Show the Day 5 image.*

Show play snakes and/or bugs at "creeping thing" in the next sentence.

Then God said for the earth to bring forth cattle and creeping thing and beast of the earth, each according to its kind. And it was so. So God made all the land animals, which would include bugs and snakes and even dinos, because they're land animals. *Play or make Sound Effect 6 (dinosaur footsteps).*

And God saw that it was good. On this day, God also made his most important creation: the first two people, Adam and Eve. He made them in his own image.

Read Genesis 1:26. Let's say the word dominion together. Do so.

Dominion means "to be in charge of." For instance, does anyone here have a dog? Is your dog in charge of you, or are you in charge of it? *Take responses.* People were supposed to have charge of everything on the earth, including animals. This means we should take good care of the earth and the animals and use all of it wisely. But it also means animals and people aren't equal. We are more important than animals, and we are in charge of them. We are God's most loved and valued creation. We are the only part of his creation that God made in his own image. We are special and set apart.

Read Genesis 1:31.

Wouldn't it have been cool to be there in that very good world and see the lion lying down with the lamb? And the dinosaurs walking with Adam and Eve? Animals didn't eat each other. In fact, all animals and people only ate plants originally, as the Bible tells us in Genesis 1:29-30. *Read these verses.* They were vegetarians. It was a perfect and beautiful place.

Show the Day 6 image. Now play or make Sound Effect 7 (sighing).

Read Genesis 2:1–2. Let's sigh a big sigh. Do so.

So one week had gone by, and God was finished. Let's say the seven days of the week together really fast. Do so. Have you ever wondered why we have a seven-day week? In Genesis, we see God created for six days and rested for one, setting up that pattern, which is what the entire world has used ever since. There's no other reason time would have been divided up that way by people—particularly if millions of years of history was true. It's been that way because God started it that way, as recorded in the Bible.

Show the Day 7 image.

So how do you like that? God made the whole earth and all the plants and animals and people in six days not long ago. Isn't God incredible?

Part 2: Cool Creation Games

SUPPLIES OPTION 1

- Days of Creation pattern – Optional Resource
- Pens or markers – Host Provides
- Time piece – Host Provides
- *optional* something hard for each child to write on

DIRECTIONS

There are two different fun game options in this part. Read through them and decide if you want to do Option 1 or Option 2. Option 1 takes approximately ten minutes and works better in a virtual setting. Option 2 takes five minutes or less. Option 2 can be played for a few minutes any day if you have extra time and is mainly for an at-home program.

OPTION 1: DRAW AND DISCUSS

Parents, pass out the Days of Creation sheets and a pen or marker to your children. You may also want to give each child something hard to put their paper on (e.g., a book or a rectangle of corrugated cardboard) to make writing easier. Teachers of a virtual lesson: Ask the children to get out their Days of Creation sheet and a marker.

Now that you've heard the whole creation account, let's see how well each of you can remember it. Have you ever played that game when you look at items on a tray, then the tray is taken away and you have to try to remember all the items on the tray? You'll have one minute to look at the creation images on the screen. Then we'll cover them so you can't see them, and we'll see how many details you can remember. Drawing skill doesn't matter. Catching the details does. For instance, there's a dinosaur on day six, so you'd want to remember to draw that. Ready? On your mark, get set, go!

Check your time piece and give them a minute to examine the images. At the end of the minute, cover the images or remove them from the screen and have the children try to reproduce the drawings on their sheet. Encourage them to put as many details as they can remember from each image on their sheets. After five minutes, call time and begin to go over them. Have them score themselves (based on the honor system) on how much they remembered from each image. Show each image one at a time, and award points for various elements of each picture. (For example, points for day 4 can be awarded for remembering to draw the number, the sun, the moon, and the stars.) If you are doing this as a pre-recorded lesson, you won't need to have the children score themselves, unless you'd like to have them submit their scores to you later. After finishing this activity, say:

Before we move on, let me teach you a really cool word. It's the word **yom** (rhymes with home). Let's say that word together. Do so. Yom is a Hebrew word that's used over and over in the Bible. It can have different meanings, such as a "day," a "year," or "daylight." Throughout Scripture, every time yom is used with the words evening and morning or with a number, it means a normal, 24-hour day. The reason that's important is Genesis 1 continually uses yom with both the "evening and morning" reference, and the number reference (evening and morning the first day, evening and morning the second day, etc.). So from the use of the word yom, we know that God created in ordinary days and not over long periods of time in Genesis 1. The word yom is also used in our IncrediVerse today. Let's say it together. Show the memory verse slide, Exodus 20:11. In this verse, the word day is used twice. Both times, it's the word yom again. This verse reminds us that God created in six actual days, not over long periods of time. If God had created for six million years and rested for one million years, it sure would have been one long week!

SUPPLIES OPTION 2: CREATION COASTER GAME

Day 1 Bible Time Activity Bag in Host Kit

- Creation Oriented Pictures
- Brown Paper Bags

DIRECTIONS

Label your paper bags 1-6. Place all pictures face down and let kids turn them over one by one and decide which day of creation each picture belongs with. Have them place the picture in the appropriate bag.

Day 1 – Yellow Square (to represent light)

Day 2 – Sky

Day 3 – Grassy Field, Corn Plants

Day 4 – Sun, Moon, Stars

Day 5 – Dolphin, Eagle

Day 6 – Lion, Lizard, People

Part 3: Puppet Pal – It Takes a Designer

SUPPLIES PROVIDED BY HOST

- Boy or Girl Puppet
- clipboard
- Dailey Overview Slide

DIRECTIONS

Pre-prep: This script was designed for two people to do. If you have a puppet but no helper, you could do this ventriloquist style with the puppet on your lap. Children are pretty imaginative, so if you don't have a puppet you can make one out of a sock and pretend. Each day, the puppet pal will reinforce the lesson the kids just heard. It is a quick but important part of the day. Allow about three minutes daily during the main attraction block of time for the puppet pal. (This is with the exception of the fourth day, which will take a little longer as noted in that lesson.)

The puppet (Roller Coaster Reese) can be a boy or a girl. Use a consistent voice for the puppet all week. Speak clearly, and exaggerate words and expressions. For instance, draw out certain words for emphasis, or make an exaggerated action for things like groaning, turning its head or sneezing. Use your free hand to do things with the puppet's hands or arms. For example, if the puppet is "thinking," put the puppet's hand on its chin. When the puppet is talking, make sure the mouth is open. (This is the opposite of what people often do!)

SCRIPT

Teacher: Now we've got a special visitor. Let's meet him (or her).

Puppet: *Bounce up, acting excited.*

Teacher: Hi there! What's your name?

Puppet: It's Reese—Roller Coaster Reese!

Teacher: Roller Coaster Reese? How'd you get that nickname?

Puppet: I love roller coasters! The tall ones. The fast ones. The looping ones. You click, click, click up that hill, and then, whoosh! Down you speed. I can't get enough of them.

Teacher: They are loads of fun.

Puppet: I even got to go on a behind-the-scenes tour at a theme park near my house, and I met the designer of the newest coaster—the Velociraptor!

Teacher: Oooo, that must have been awesome!

Puppet: It sure was. This guy designed it so it can go from zero to 100 miles per hour in five seconds flat!

Teacher: No way! That does sound like an awesome design. And since you met the designer, you'd never say that roller coaster just built itself, with no help or plans from people, right?

Puppet: That's a no-brainer! A roller coaster could never build itself.

Teacher: You know what's crazy, Reese?

Puppet: What?

Teacher: There are people out there who say this world, and all the plants and animals and people just happened all by themselves, without a designer.

Puppet: That's nutty!

Teacher: It is! And it's completely opposite of what the Bible tells us.

Puppet: I trust the Bible!

Teacher: I do, too, because it's the only perfect book, and it always tells the truth! God says that in the beginning, He created the heavens and the earth. It didn't just happen by accident.

Puppet: The Bible says it. That settles it.

Teacher: And the Bible makes it clear that in six short days, everything was made.

Puppet: It didn't take a long time. In fact, God could have made everything in a second if he wanted to. Or a millisecond. Blink your eyes and imagine everything being made that fast! Have the kids do so.

Teacher: Our God's incredible! And even though roller coasters are cool, they're nothing like this incredible world God designed. It makes me want to praise God!

Puppet: Me too! In fact, I'm going to go celebrate and ride a coaster!

Teacher: You do that, Roller Coaster Reese! Have fun! And boys and girls, while Reese takes off, let me teach you our echo phrase for today, so we can remember that God made everything, and he did it in six short days.

*Show the daily overview image. Practice the echo phrase: **In six short days, everything was made!** Go back and forth with one group saying the first part and another group saying the last part of the phrase. Then switch.*

CRAFT COVE

Wonder Wheel

SUPPLIES

Day 1 Craft Bag in Kid Kit

- Wonder Wheel Cover (on colored cardstock)
- Wonder Wheel Spinner (on white cardstock)
- Jumbo Craft Stick
- Colored Brad
- Scissors
- Verse tag found on front of the craft bag

Other Supplies for Host to gather

- Crayons or markers
- Masking Tape

TEACHING TIE-IN

Play Craft Cove video **OR** say:

Welcome to the Craft Cove! I know that you are having a great time here at the Incredi-World Amazement Park where we are learning all about God's INCREDIBLE, CREATED world!

*Today we are going to make a **WONDER WHEEL** to remind us that the world didn't just happen on its own. In six short days everything was **MADE!***

*Our verse for today tells you **WHO** made the world. In the Bible, in the book of Exodus, Chapter 20, verse 1, God's word says:*

*"For in six days **THE LORD** made heaven and earth, the sea, and all that is in them, and rested on the seventh day."*

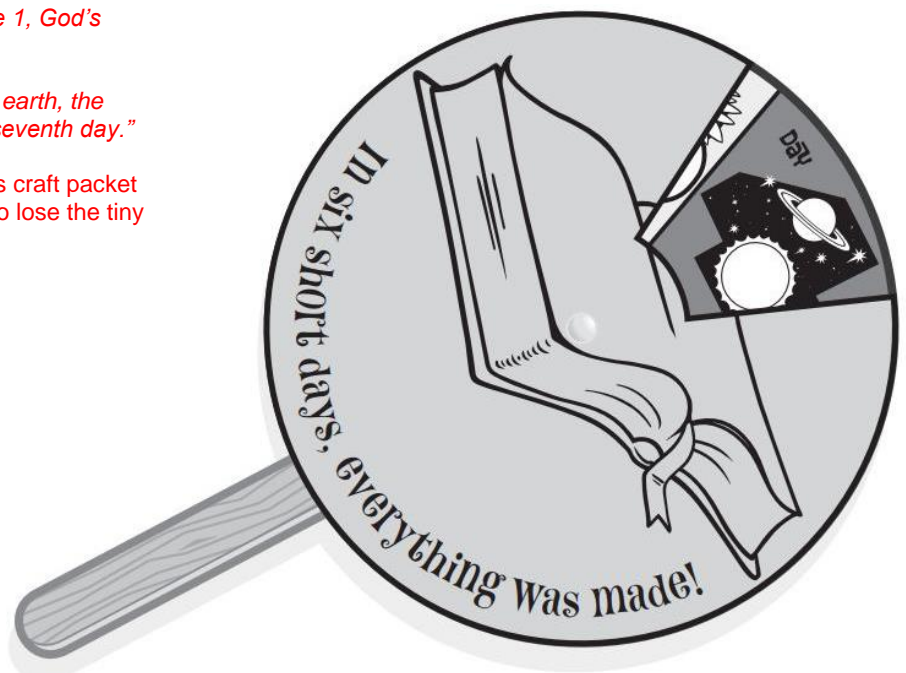
You will need some tape, your crayons and this craft packet marked Day 1, from your bag. Be careful not to lose the tiny paper fastener in that packet!

DIRECTIONS

1. Apply the verse sticker, from front of each craft bag, to one end of the craft stick.
2. Color the white paper with the days of creation.
3. Cut out the circles on the white paper and on the colored cover sheet.
4. At the bottom of the cover circle, place your stick like a handle, with the verse showing; and then tape the stick to the back of the cover circle.
5. Next, place your white circle behind the cover so that your pretty coloring shows through the notch; poke the colored brad through both papers to the back where you will bend down the tabs on the fastener. And there you have it!
6. Oh! **Please save your scissors in your bag**, because you will need them again on other days.
7. Don't forget to put your name on your Wonder Wheel!

TIP CORNER

As soon as you finish this craft, go through the days of creation again to remind the kids how God made the world and everything in it.



WRAP UP

Drama

Play the Daily Drama Video.

Transition Point

Say:

Oh boy...I wonder what Millard has in mind. It's not going to be good, whatever it is. And Gabe and Cody reminded us of something else that's not good—that many places teach molecules-to-man evolution and millions of years of history as if it's true. But it's not true because according to the Bible, "In the beginning, God created the heavens and the earth" and he did it in just six, 24-hour days about 6,000 years ago.

Review the Attraction

SUPPLIES

Host Kit

- Memory Verse Poster
- Balloons

Complete one or more of the following ideas as you have time.

INCREDIVERSE

Today's Verse: For in six days the Lord made the heavens and the earth, the sea, and all that is in them, and rested the seventh day. Exodus 20:11

Try the following challenge using the memory verse poster as a reference.

Challenge: Bat a balloon from the host kit back and forth with a partner, or by yourself, saying a word each time you hit the balloon. Start over if the balloon falls on the floor. Try to make it the whole way through without touching the floor.

Tomorrow's verse: Your word is truth. John 17:17

Go and Do

SUPPLIES

- Go & Do Cards – Ticket Booth Bag in Kid Kit

Send the kids home with the "Go and Do" cards for Day 1 and explain to them that they have a list of activities they can do at home with their parents to review what they learned that day. You can clip these onto their carabineer on their VBS bag!

Closing Prayer



Wear Your BIBLE Glasses

BIBLE PASSAGE

Genesis 1-2:3; Proverbs 1:7;
Corinthians 14:33; 1 John 3:20

APOLOGETICS CONTENT

What in the world is a worldview?

INCREDIVERSE

Your word is truth. John 17:17

ECHO PHRASE

The Bible says it. That settles it!

LESSON AIM

Children will learn that everyone starts with the same facts, but they interpret the facts differently, depending on whether they trust God's Word or man's opinion. The key is to wear the BIBLE glasses, which means to always, always, always go to the Bible for answers to life's questions.

TODAY'S LESSON AT A GLANCE

LEADER DEVOTIONAL

For you to prepare your heart for leading.

OPENING

Welcome
Incredibles: Squished

MIDWAY GAMES

Tall Tails
Hit the Bullseye

RAD INCREDILAB

Optical Illusions

CONCESSION STAND

Wedding Cake
Sparkling Punch

WOW ZONE BIBLE TIME

3-D Glasses
Dr. Ino It-All
Puppet Pal

CRAFT COVE

Super Sunglasses Strap

WRAP UP

Drama
Review the Attraction Activities

LEADER DEVOTIONAL

The fear of the Lord is the beginning of knowledge; fools despise wisdom and instruction. Proverbs 1:7

Ever thought that teaching children to view the world from a biblical perspective could be summed up with the adage, “Give ‘em the old one-two”? Not in the sense of punching or hitting anyone, of course. Instead, the one-two punch informally refers to an “especially forceful or effective combination of two things.” Notice how this applies to what Paul wrote to the people in Corinth:

“For the weapons of our warfare are not of the flesh but have divine power to destroy strongholds. We destroy arguments and every lofty opinion raised against the knowledge of God, and take every thought captive to obey Christ,” (2 Corinthians 10:4–5).

Paul exhorts his readers to cast down false arguments and build up the true knowledge of Christ. Elsewhere he continues this one-two punch approach when he encourages the Christians in Ephesus to “put off sinful behaviors and “put on” Christ-like behaviors (Ephesians 4:21–31).

The first “punch” comes when we show the problems with “every high thing that exalts itself against the knowledge of God.” Rather than shielding our children from what the world teaches, we need to point out what’s wrong with such anti-God philosophies as evolution and long-age ideas, as we’re doing with today’s lesson.

However, being “anti-evolution” or “anti-millions-of-years” isn’t enough. In addition to tearing down, we also need to build up. The second “punch” comes when we build up the biblical worldview. We need to carefully explain what the Bible actually teaches, and then what we would expect to see as a result of this teaching. This is what we worked on yesterday and will continue working on for the rest of the week.

If we were to completely shelter our children, never teaching what the “other side” believes, how will they

react when they stumble upon an anti-God message when we’re not around? How have they already reacted to what they’ve heard in school, from books, in movies, or on TV?

Just as we use the Bible to teach children morality (e.g., it’s wrong to hit, but right to be kind to others), so we need to use the Bible to teach children an entire world view by tearing down for them the wrong view of history and building up the correct (biblical) view of history.

It is inevitable that our children will be exposed to ungodly and flawed ideas, so as you read and study today’s lesson, think about the responsibility you have to train these children to respond in a God-honoring manner. As the Puritans did, may we embrace the entire counsel of God’s Word and may we always say with confidence, “The Bible says it; that settles it!”

*In a world of created changeable things, Christ
and his Word alone remain unshaken.*

*O to forsake all creatures, to rest as a stone on
him
the foundation, to abide in him, be borne up by
him!*

*Let me know that he is dear to me by his Word;
I am one with him by the Word on his part, and by
faith on mine;*

*If I oppose the Word I oppose my Lord when he is
most near;*

*If I receive the Word I receive my Lord wherein he
is nigh.*

*O thou who hast the hearts of all men in thine
hand, form my heart according to the Word,
according to the image of thy Son,
So shall Christ the Word, and his Word, be my
strength and comfort.*

—Arthur Bennet, *The Valley of Vision*
(The Banner of Truth Trust: 2005), p. 17.

OPENING

Welcome

SUPPLIES

- Optional resource slides: squished, Anglerfish, Bioluminescent Jellyfish, Lanternfish, & Glowy

Begin the day by showing off cool glasses. These should be something out-of-the-ordinary, like jumbo sunglasses, light-up glasses, animal-themed glasses, or other fun glasses you've fashioned, such as glasses with some kind of foil creation sculpted on them. Welcome everyone back to the park, where you're taking a thrill ride through God's creation. Say:

My glasses are really cool, but they're nothing compared to the glasses you'll be learning about today called BIBLE glasses. Today is Worldview Day, and you'll learn that we need to go to the Bible to get the right view of the world—God's view!

Incredibles: SQUISHED!

Dramatically relate a quick story about a ride with a lot of g-forces. This could be a ride where you're pinned to the wall as you rotate, or a twirly-ride, or an extreme coaster...

The reason you end up pressed into your seat is because of something called g-force (g for "gravity"), which is measured in something called "g." Right now, you are under 1 g as the gravity of the earth pulls you down. You can experience 0 g when you swing. Right at the top, before you fall back down, you don't feel the force of gravity for just a moment—and it might make your tummy tickle a bit. Thrill rides may have 2 or 3 g. If you ever try to do something that gets up to 5 g, you'll pass out. Much more than that, and you'll be in big trouble! The most g-force a person can possibly stand before his bones start breaking is twenty-five. People can only take so much pressure before being squished to smithereens.

Show intro slide: SQUISHED!

But did you know there are animals that experience way, way more g-force than a human can stand? God designed some extreme animals that live at the deepest part of the ocean that can stand 140 times the pressure people can! Not only that, he gave many of them a totally cool way to be able to see in the pitch blackness of the ocean bottom.

Since there's no light down there (*turn off the lights*), God designed many of the animals with the incredible ability to glow or blink lights of some sort.

Show Anglerfish slide.

One such animal is the anglerfish. It has a glowing light above its mouth that it flashes to attract attention. An unsuspecting animal that is mesmerized by the light gets too close and ends up as its next meal.

Show Bioluminescent Jellyfish slide.

Many other animals also have the ability to light up, like this bioluminescent jellyfish.

Show Lanternfish slide.

Or how about these little guys? We'll call one Glowy, the Lanternfish. He's only about six inches long, but multiply him times lots more Lanternfish in the deep sea, and you'll see how they bring some light to that dark place. Glowy glows with lights on his head, underside, and tail. God gave him big eyes, too, so he can catch as much light as possible.

God gave these creatures and the other deep sea critters just what they need to live in crushing pressure and with no view. You know, he gave us just what we need, too, to live in this world and be able to have just the right view. Today, we'll be learning about BIBLE glasses that help us have a right, clear view of life.

Show Glowy slide.

So when you hear about Glowy, remember that the Creator of Glowy gave us the Bible to light our way and help us understand the world around us.

Prayer

Optional Song to Sing

"It Couldn't Just Have Happened"
"All Creatures of Our God and King"
"Simple As That"

MIDWAY GAMES

Tail Tails

SUPPLIES

- Socks, scarf or strip of cloth per child – provided by host

NO PRE-PREP

DIRECTIONS

Play the Midway Games video.

Give everyone a sock, a scarf, or a strip of material as a “tail.” Have them put it in their back pocket or tuck it through a back belt loop. Everyone tries to grab each other’s “tails.” Whoever keeps his tail the longest wins. Remind them that God gave animals tails for different reasons. Some use them for swinging and climbing, some for balance, some as a rudder. They are each an incredible creation.

Hit the Bullseye

SUPPLIES

Game Bag in Host Kit

- Sidewalk chalk
- Beanbag

PRE-PREP

Either draw the bullseye target ahead of time or let the kids do it themselves. Assign point totals to each concentric ring: 10 for the outer ring, 20 for the middle, and 50 for the inner.

CLASS TIME DIRECTIONS

Take turns throwing the beanbags and seeing how many points you get.

RAD INCREDILAB

Optical Illusions

SUPPLIES

Rad IncrediLab Supply Bag in Kid Kit

- Optical illusions worksheet
- Ruler

NO PRE-PREP

DIRECTIONS

Play the Rad IncrediLab video with Professor Rainbow Brite as she guides you through how to use and discuss the Optical illusions worksheet! Feel free to pause the video as you watch if she gets ahead of you!

CONCESSION STAND

Wedding Cake and Sparkling Punch

INGREDIENTS

Concession Stand Supply Bag in Host kit

- Fancy Cakes

Host Provides:

- White grape juice
- Ginger-ale

PRE-PREP

- Lay out Fancy Cakes
- Prepare the punch (mix equal parts of juice and ginger-ale).

TEACHING TIE-IN

Pray for the snack and as everyone munches, play Snack Time with Auntie video **or say:**

Did you know the word Genesis means beginnings? That is a good name for the first book in the Bible don't you think?

All the major truths of scripture begin in the book of Genesis. For instance we see the beginning of the family. God created Adam. As Adam was naming the animals he saw they each had a partner but he couldn't find someone for him. So God specially designed someone for Adam. It was not an animal but a woman. This is our God-given example for marriage – one man and one woman for life – and it started way back when the world was only 6 days old.

As we eat our wedding cake and drink our punch, remember that God is the creator of marriage.

WOW ZONE BIBLE TIME

3-D Glasses – Preview the Attraction

SUPPLIES

Day 2 Bible Time Activity Bag in Host Kit

- Memory Verse Slide
- Sunglasses
- Yellow glasses
- Petroleum jelly

DIRECTIONS

Introduce the kids to the “main attraction” by reading the script on the following page and use your props! You can also watch the WOW Zone Bible Time video.

Remember, speaking parts are in **bold**, doing parts are in *italics*.

Welcome back, park riders!! Are you having a good time at the park today? *Take responses.*

At many theme parks, there are 3-D attractions. Has anyone ever been to a 3-D movie before? *Lead a brief discussion of 3-D attractions the kids may have experienced at theme parks or theaters. For a pre-recorded video, pause briefly and then move on.*

If I want to see a 3-D movie, can I just pull out any old glasses to wear, like these sunglasses? *Pull the sunglasses out of the bag. The only way I can really see a 3-D movie is with 3-D glasses, correct? If I don't have the right glasses on, the movie will be blurry and confusing. I'd be looking at the same movie as everyone else, but I wouldn't be seeing it right. Try these glasses on, and you'll see what I mean. Have them try on a pair of dark sunglasses that have petroleum jelly thickly slathered on them and look at the memory verse slide to see how well they can see it. Then have them try on the clear, fake glasses (not sunglasses). Discuss how much better they can see when wearing the correct glasses. For a virtual lesson, try on both sets of glasses and explain to the kids what you see.*

Well, to see things right in life, we have to have the right worldview, which means the right view of the world. You see, we all start with the same facts. But people look at the facts differently. So it's important to look at everything with our BIBLE glasses on. BIBLE glasses aren't real glasses we wear, like these. Instead, it means we always, always, always start with the Bible and look at things from the Bible's point of view. If we don't, we'll be listening to everyone's opinions. If we do that, we'll have a hard time deciding what's true and what's not. So we have to train ourselves to always go to God's Word and ask this question: What does the Bible say about it? The Bible is where to go for the answers because the Bible is God's Word and God cannot lie.

Read John 17:17. Show memory verse image.

Yesterday, with BIBLE glasses on, we learned the answer to a really important question—how everything came to be. We know God created everything in six days. Those of us who accept this are called biblical creationists.

But, those who put on man's glasses say everything came to be by evolution, which means that over a really, really long time, every animal and plant and person just happened to turn out the way it is. A man named Charles Darwin made this idea popular. People who believe this are called evolutionists.

So, to hear a little more about this, let's move on to our main attraction and enjoy a visit from Dr. Ino It-all.

Dr. Ino It-All – The Main Attraction

SUPPLIES PROVIDED BY HOST

- Scientist Costume and props
- Children's evolutionary book, could check local library
- Feathers
- Optional: simulated reptile skin
- Interlocking plastic bricks

OPTIONAL RESOURCES

- Giraffe and insect slides
- Mt. St. Helens slide
- Dog Kind slide

DIRECTIONS

Read the following script, meant for two adults.

One teacher comes in dressed to look "scientific" with a lab coat, glasses, a pocket protector, a clipboard or test tube, or such props. This is Dr. Ino It-all. Dr. Ino It-all, in an interesting voice, will share the following six points with the class. Skip one or more if time is short, but end with the last one.

1. EVERYTHING "JUST SO HAPPENED" TO END UP PERFECTLY DESIGNED.

Dr. Ino It-all: Hello, boys and girls. I'm Dr. Ino It-all, world famous scientist and smart guy, and I want to share a bit about what I believe. To start, did you know that every one and every thing "just so happened" to turn out the way it is over billions of years of time? There was absolutely no plan or design or thought to anyone or anything. That means you're really just a big accident!

When Dr. Ino It-all is finished, open your Bible and say:

Teacher: Put on your BIBLE glasses and remember Genesis 1. Do you agree with Dr. Ino It-all? *Take responses.* From looking at God's Word and keeping our BIBLE glasses on, we learn that God made every plant and animal and person. Everything didn't "just so happen" to turn out perfectly. I mean, would anyone look at a computer or a plane and say it just happened? Really intelligent people built and created these things. Just as intelligence is required when building a computer or plane, intelligence is shown in the design of each living thing. Check out these examples, for instance! *Show each accompanying picture.*

1. The giraffe: The giraffe is the tallest living animal in the world, with a really long neck. You'd think that when the giraffe lowers its head, the pressure from all that blood rushing to its head would cause its brains to blow up! But it doesn't! Listen to how God designed it.

A. *Have them try to feel their pulse in their wrist or neck for a few seconds.* Our heart is the size of our fist. But God gave the giraffe a huge heart, about 2 feet long and 25 pounds, to pump the blood all the way up that long neck. And he gave it tight skin to force the blood upwards.

B. Try to bend over as far as you can. *Do so.* We have a short neck, so bending over isn't a problem for us. But when the giraffe bends over to drink water, all that blood should come rushing down its long neck and kill it. It doesn't because God designed something like little sponges to allow just the right amount of blood to flow. He also designed the giraffe to keep its legs spread open while it drinks, which helps it to not fall over.

C. Act like you're dizzy. *Do so.* The giraffe should be, with that long neck, but God gave it seven neck bones so it can lower and raise its head safely without getting dizzy or even dying!

D. Let's see your tongue. *Do so.* God gave the giraffe a very different tongue from ours. To go with such a long neck, God gave it a really, really long tongue (18–20 inches).

E. You can see that all these parts of the giraffe would have had to be in place right from the start for the giraffe to survive. It couldn't have slowly evolved one part and then another part. It would have died in the process! It all had to work, or none of it would work.

2. Tiny insects: You may think tiny insects are simple little creatures, but they are really quite amazing! The abilities the little speck of a brain each insect has will blow your mind! For example:

G. Ants can find the shortest routes to food sources. Their ability to do this amazes the most brilliant computer programmers, who can't match their efficiency. The whole ant colony is highly organized as they go about this amazing process, all working together to get to their food and back by the shortest routes. Isn't it something to picture a whole team of the most brilliant scientists being outwitted by little ants?

H. How about butterflies? Butterflies can fly enormous distances and make it exactly back to their starting points. They're perfectly programmed to do so by God.

I. Bees and ants have really complicated social networks and ways of communicating. They communicate by touch and smell, constantly touching each other to pass on their nest odor.

So, if you agree with Dr. Ino It-all and think plants and animals and people "just so happened" to end up perfectly designed, jump up and down. If you think God made them that way, stretch your neck like a giraffe. *Verify God as Creator and move on to the next one.*

2. THE UNIVERSE IS BILLIONS OF YEARS OLD.

Dr. Ino It-all: Well, I believe the world is millions and billions of years old, like this book says. *Read a couple sentences from a children's non-fiction evolutionary book. It should talk about the universe being billions of years old.*

When Dr. Ino It-all is finished, say, with your Bible opened to Genesis 1:

Teacher: Nod your head if you've heard something like that in a book, movie, school, zoo, or museum. *Do so.* Now put your BIBLE glasses on and think about Genesis 1. Do you agree with Dr. Ino It-all on this one? *Take responses.*

Remembering God's Word, tell me how many days it took God to create the whole world. Six. Right! And keeping our BIBLE glasses on, we learn that the universe began how many years ago? *Six thousand.*

Every time you hear about something being millions or billions of years old, beware, because that's someone wearing man's glasses and sharing man's opinion. Billions of years of history isn't what God teaches in His Word, so it can't be true.

But you know what else? Billions of years isn't even good science. Scientists base the idea of billions of years on methods they've invented to figure out the age of the earth. But these dating methods aren't always accurate, so the conclusions they come to aren't always accurate, either. For instance, a volcano erupted in 1986, just over thirty years ago, at Mt. St. Helens in the state of Washington.

Show Mt. St. Helens image. We know the volcanic rock that formed there after the volcano erupted is about 30 years old, yet the dating methods give it an age of 2.8 million years old. Also, rocks known to be fewer than seventy years old from a New Zealand volcano were given dates of 3.5 million years.

So, if you think the universe is about six thousand years old, wave your hands above your head. If you think the universe is billions of years old, pat yourself on the head.

3. ANIMALS AND PEOPLE HAVE SIMILAR FEATURES, WHICH SHOWS WE'RE RELATED.

Dr. Ino It-all begins to draw a monkey. Ask what he's doing. He says:

Dr. Ino It-all: Did you know man and animals have many similar features? For example, people's eyes are similar to many other animals' eyes. Also, people's arms are similar to apes' forelimbs. This shows that people are related to ape-like creatures. Ape-like creatures came first, and then evolved into people over long periods of time.

After he's done, say, with opened Bible:

Teacher: Nod your head if you've ever heard that people came from ape-like creatures. *Do so.* Now put your BIBLE glasses on and think about Genesis 1. Do you agree with Dr. Ino It-all on this one? *Take responses.*

This would mean that an ape-like creature could be your great, great, great, great, great, great grandfather! No way! God clearly tells us in his Word that he made people unique and different from animals. The evidence of similar features doesn't prove evolution. It just shows that we have a common designer—God! We have some similar features, but we're also very, very different. God only made people in his image. Only people can create beautiful works of art and read complicated books and speak many different languages and appreciate beauty.

So remember that each one of you is dearly loved by God, and is precious to him. You are not just an animal!

If you think people came from ape-like creatures, scratch like a monkey. If you think God made animals, animals, and people, people, take a bow.

4. MOLECULES-TO-MAN EVOLUTION IS TRUE.

Dr. Ino It-all: Well, you all haven't agreed with me yet, but listen to this one. *Show some feathers, and something that looks like a reptile skin. (This can be material.)*

It's exciting to think how one animal kind changed into another animal kind over millions of years. This means, for instance, that a dinosaur with reptile skin could have eventually turned into a bird with feathers. In fact, that's how every different animal came to be. This process is a fancy science word I like to use called molecules-to-man evolution, which means things went from stuff that wasn't even alive, like pond scum and dirt, to simple living things, to more complicated living things, like animals, and eventually to man. And the great thing is, things are still evolving, so who knows? Maybe we'll end up as some higher beings someday, like we see in alien movies. Isn't it exciting?

After he's done, say, with your Bible opened to Genesis 2:1–2:

Teacher: Put your BIBLE glasses on and remember Genesis 1. Did God make everything according to its kind? *Take responses.* Right! It tells us over and over that he did. And is God still creating or is he finished? *He is finished.* God finished the work and rested. *Read Genesis 2:1–2 to Dr. Ino It-all.* We see lots of variation with the animal kinds that God created, but we don't see one kind changing into another completely different kind.

Depending on the age and maturity of your students, you may want to share the following with them. It's important to understand that biblical creationists say that animals within one kind can change. (Some people call this micro-evolution.) For example, God made an original dog kind, and from those original dogs have come the wide variety of dogs we see today. God programmed a lot of information into the original dogs to allow for variations within the dog kind. *Show Dog Kind image.* These minor changes within a kind are easy and reasonable to explain scientifically.

This is completely different from molecules-to-man evolution, however, which means one animal kind changes (evolves) into a completely different animal kind, which would be something like dinosaurs turning into birds. There is absolutely no evidence for molecules-to-man evolution, and it actually goes against what we know from science.

So, if you think God made each animal kind, nod your head. If you think animal kinds are continuing to change into new animal kinds on their own, wag your finger.

5. ORDER AND DISORDER

Dr. Ino It-all dumps a huge bunch of interlocking plastic bricks, such as LEGO®, on the table (keeping them contained so the kids don't get them), then shares the following:

Dr. Ino It-all: Imagine that this was the universe at the beginning. As you can see, it was a big, big mess. It started with a bang—a big bang—and everything went flying all over the place. But, over millions and billions of years, all the pieces of the universe, like these bricks, ALL BY THEMSELVES, AND WITHOUT GOD, became neat and orderly. They eventually arranged into all the plants and animals and people we see today. So things started out a mess and became better and better and better over time. I know it seems kind of hard to believe that all these pieces could come together to form perfect things without any help, but that's what happened.

After Dr. Ino It-all finishes, say, with your Bible opened to 1 Corinthians 14:33:

Teacher: Put your BIBLE glasses on and remember Genesis 1. Did God create everything in an orderly way, or was it a big mess? *Take responses.* Right! It was orderly. In fact, the Bible even describes God as a God of order. *Read 1 Corinthians 14:33 to Dr. Ino It-all.*

From looking at Genesis and keeping our BIBLE glasses on, we learn that things are going from best (perfect or “very good”) to worse. Think about the perfect Garden of Eden, and then think about our world now with famine, war, earthquakes, tsunamis, sickness, and death, and you'll see evidence of that!

But you know what else? In real life, the longer things are around, the more disordered and broken down and worn out they become. Think of your refrigerator, for example. Isn't it true that if you left it on its own, the longer the food was inside, the more disgusting it would become? Yuck! I'm not eating that green and moldy stuff!

So, if you think the world came about by itself and went from being a big mess to being orderly, turn around in a circle. If you think God made it orderly from the beginning, and it's actually getting worse as time goes on, wave your hands back and forth.

By the way, the good news is, someday it will be perfect again!

6. MAN IS THE ULTIMATE SOURCE OF KNOWLEDGE.

Dr. Ino It-all is, by now, a little frustrated that no one is agreeing with him. Say:

Dr. Ino It-all: Well, before I go, I do want to say that humans, without God, are the ones with all the answers. After all, man is the one who invented cars and computers. Man is the one who came up with all the medicines and surgeries that help keep us well. Man is the one who figured out how to put a man on the moon. Man has an amazing brain and is the ultimate source of knowledge!

After Dr. Ino It-all is finished, say, with Bible opened to Proverbs 1:7 and then 1 John 3:20:

Teacher: Scientists can be quite smart and know lots of things, can't they? They have thought up many wonderful inventions and things that help us with our world. But, are scientists and other people perfect? *Take responses.* Can they make mistakes? *Have everyone answer yes.* Even really, really smart people? Yes. I'm thankful for the minds God has given people and for the things he has enabled them to invent, but people don't know everything, and they can be wrong. Here are just a few examples of mistakes smart people have made. *Do as many as you want.*

1. Scientists used to think the sun went around the earth. Now we know the earth goes around the sun.
2. Scientists used to believe people were getting sick (malaria) because of bad air from swamps. (*Malaria* means “bad air.”) Now we know it's because of a bite from an infected mosquito.
3. Scientists used to believe that using mercury helped people live longer and healthier lives. They'd put mercury in ointments and cosmetics. Now we know it is toxic (poisonous) and causes all kinds of health problems.

Read Proverbs 1:7 to Dr. Ino It-all.

Does this verse say that really smart scientists are the beginning of knowledge? No! Does it say college professors are the beginning of knowledge? No! The Lord is the source of all knowledge.

Read 1 John 3:20 to Dr. Ino-It-all.

Who does it say knows all things? *God*. Would you rather trust in man, who *isn't* perfect and wasn't there at the beginning, or God, who is perfect and who has always been there? *Take responses*.

So, if you want to trust in man's opinions, jog in place. If you want to trust in God and his Word, jump up and down. *When done, have everyone sit back down and continue*.

I hope you see how important it is to start from God's point of view and trust his Word. The Bible is always right, and true science confirms the Bible's statements.

Dr. Ino It-all: Maybe I need to take a look at what the Bible says about how the world was created. I'll see you later. *The doctor can slip behind the screen at this point to work the puppet.*

Puppet Pal – No Monkeying Around

SUPPLIES PROVIDED BY HOST

- Boy or Girl Puppet
- Clipboard
- Daily Overview Image – In Optional Resources

Pre-prep: Tape one script inside the puppet stage, and attach the other to a clipboard for reference. Remember to allow approximately three minutes for the puppet pal.

Puppet: *Come up acting a little wind-blown.*

Teacher: Hi, Reese. How was that roller coaster ride?

Puppet: Oh, it was sweet! I want to go on it five more times today!

Teacher: Do you want to do anything else at the park?

Puppet: Well, there's a really cool monkey exhibit I'm dying to see.

Teacher: Oh, it's really good. But you know, I saw a monkey exhibit once at a different park that wasn't good at all.

Puppet: Why? What was wrong?

Teacher: It said people evolved, which means "came from," monkey-like animals.

Puppet: Really? Wow, I don't know what to think. I mean, really smart people wrote those signs at that park. They were probably even scientists!

Teacher: Well, scientists can be really smart and figure out important things, but they aren't perfect. They're human, and they sometimes make mistakes.

Puppet: But what they say seems so official!

Teacher: It may, Reese, but how do we know what is truly true?

Puppet: Start with the Bible?

Teacher: That's right, Reese. We put on our BIBLE glasses and make sure everything we see and hear lines up with what God says.

Puppet: I guess telling us we came from monkeys or apes doesn't line up with the Bible.

Teacher: It sure doesn't! And if something doesn't agree with God's Word, we know which one is right.

Puppet: The Bible.

Teacher: Yes! The Bible is always right.

Puppet: Well, this makes me more determined than ever to trust the Bible and obey what it says. I mean, God wrote it all, so I'd better listen! And it makes me ready to go check out that monkey exhibit, too.

Teacher: Glad to hear it, Reese. Boys and girls, let's say goodbye to Reese. *Do so.* Now let's take a minute to practice our echo phrase that teaches us that if the Bible says something, then that settles it.

*Show the daily overview image. Practice the echo phrase: **The Bible says it. That settles it!** For variety, switch the echoing groups in fun ways, such as those who like dogs start and those who like cats echo, then math lovers start and everyone else echoes.*

CRAFT COVE

Super Sunglasses Strap

SUPPLIES

Day 2 Craft Bag in Kid Kit

- Beading cord
- Bag of beads
- Rubber band (find taped to the bead bag)
- Sunglasses
- Scissors (from yesterday's craft bag)
- Verse label found on the front of the craft bag

Other Supplies for Host to gather

- small paper plates with raised edges (one for each child to keep beads from rolling around)

TEACHING TIE-IN

Play Craft Cove video **OR** say:

Welcome BACK to the Craft Cove! I know that you are having a great time here at the Incredi-World Amazement Park, where we are learning all about God's INCREDIBLE, CREATED world!

*Today we are going to make this cool **SUPER SUNGLASSES STRAP** because today is **Worldview Day**. And we are learning that we need to go to the Bible to get the **RIGHT** view of the world, which is **GOD's** view. Our verse for today reminds us that God's Word, the Bible is **ALWAYS** right and **ALWAYS** true. **THE BIBLE SAYS IT AND THAT SETTLES IT!***

In the book of John, Chapter 17, verse 17, God's word says, "Your word is truth."

So let's get started. Everything that you need will be in the Craft Packet for Day 2.

DIRECTIONS

1. Please keep your loose beads on the paper plate so you don't lose them.
2. Slide the beads onto the end of the cord that does not have the little rubber band on it, and add beads until your cord is mostly full. But don't fill it all the way to the end.
3. Tie that end to the little rubber band that's taped to your bead bag. Leaders will likely need to help here -- you will want a tight double-knot. You may need to snip the end of the cord after you make sure that the knot is tight.
4. Next, wrap each rubber band twice around an earpiece of the sunglasses.
5. Add the verse sticker on the outside of the earpiece.
6. Next, wear your glasses and look really cool!



WRAP UP

Drama

Play the Daily Drama Video.

Transition Point

Say:

Poor Mr. Peterson. Millard sure is making his life difficult right now, isn't he? That's the bad news. But the good news is that no matter what happens to us, we have God's Word. And his Word is true because God knows everything and he never lies. So just like Gabe and Cody said, "If the Bible says it, that settles it!" Always remember that!

Review the Attraction

SUPPLIES

- Memory Verse Poster – Host Kit
- Supplies for stacking (see challenge) – Host Provides

Complete one or more of the following ideas as you have time.

INCREDIVERSE

Today's Verse: Your word is truth. John 17:17

Show them the verse poster. Read the verse a couple times, then try the following challenge.

Challenge: Try to say the verse while making a Power Tower by stacking blocks, sugar cubes, marshmallows, or anything you have handy that can be stacked. Add the object to your tower one piece at a time, saying a word of the verse for each piece. Repeat the verse over and over and see how high you can make your tower.

Tomorrow's verse: If you confess with your mouth that Jesus is Lord and believe in your heart that God raised him from the dead, you will be saved. Romans 10:9

Go and Do

SUPPLIES

- Go & Do Cards – Ticket Booth Bag in Kid Kit

Send the kids home with the "Go and Do" cards for Day 2 and explain to them that they have a list of activities they can do at home with their parents to review what they learned that day. You can clip these onto their carabineer on their VBS bag!

Closing Prayer



The Ride of Your Life

BIBLE PASSAGE

Genesis 1-3 and selected scripture

ECHO PHRASE

Admit, Believe, Forever Receive!

APOLOGETICS CONTENT

Can your view of creation affect your view of the gospel?

LESSON AIM

Children will learn that, just as roller coasters have highs and lows, so has history. They will hear a clear presentation of the gospel and how they can know the ultimate high point – becoming a child of God.

INCREDIVERSE

If you confess with your mouth that Jesus is Lord and believe in your heart that God raised him from the dead, you will be saved. Romans 10:9

TODAY'S LESSON AT A GLANCE

LEADER DEVOTIONAL

For you to prepare your heart for leading.

CONCESSION STAND

Fruit on a Stick
Sunny Lemonade

OPENING

Welcome
Incredibles: Hot

WOW ZONE BIBLE TIME

Thrill Rides
Thrill Rides Through Time
Puppet Pal

MIDWAY GAMES

Upset the Fruit Basket
Scavenger Hunt

CRAFT COVE

My Bug Jar

RAD INCREDILAB

Polishing Pennies

WRAP UP

Drama
Review the Attraction Activities

LEADER DEVOTIONAL

I will put enmity between you and the woman, and between your offspring and her offspring; he shall bruise your head, and you shall bruise his heel. Genesis 3:15

“Let’s start at the beginning—a very good place to start. When you read, you begin with A, B, C. When you sing, you begin with do, re, mi.” So sang Julie Andrews as Maria in *The Sound of Music*. Julie made a good point—the beginning is a good place to start.

When you think of presenting the gospel (or when you actually do present the gospel), where do you start? Jesus’s death? His birth? How about at the beginning? Not at the beginning of Jesus’s life on earth, but at the beginning of it all, back in Genesis.

The Apostle Paul does this in several of his epistles. In presenting the gospel, he reminds his readers why we need salvation in the first place—because Adam (and all of us as his descendants) rebelled against the Creator, disobeying his command:

“Therefore, just as sin came into the world through one man, and death through sin, and so death spread to all men[a] because all sinned—for sin indeed was in the world before the law was given, but sin is not counted where there is no law. Yet death reigned from Adam to Moses, even over those whose sinning was not like the transgression of Adam, who was a type of the one who was to come. But the free gift is not like the trespass. For if many died through one man’s trespass, much more have the grace of God and the free gift by the grace of that one man Jesus Christ abounded for many.” (Romans 5:12–15)

When we begin at the beginning, we’re able to show that humans had perfect fellowship with God (Genesis 1); define what sin is (disobedience to God’s command, Genesis 2:16–17); share God’s decreed punishment for sin (Genesis 2:16–17, 3:19); and describe what sin did to that once-perfect relationship with the Creator (Genesis 3). We’re also able to show God’s mercy in sparing Adam and Eve from living

forever in their sinful state by denying them access to the Tree of Life (Genesis 2:22–24), and his love in the promise he gave to one day send a Savior (Genesis 3:15). This, then, allows us to set the stage for demonstrating our need of salvation from sin and how God has mercifully and lovingly provided a way of salvation for us through his Son, who fulfilled the promise in Genesis.

Today, as we share the gospel with our children (and as we seize opportunities throughout the week), let’s be sure we’re providing them with the complete picture of salvation, beginning with the beginning. And let’s thank God continually for the glorious salvation he’s graciously provided to us.

*Creator and Redeemer God,
Author of all existence, source of all blessedness,
I adore thee for making me capable of knowing thee;
I praise thee for the revelation of thyself in the gospel, for thy heart as a dwelling place of pit, for thy thoughts of peace towards me, for thy patience and thy graciousness, for the vastness of thy mercy.
Thou hast moved my conscience to know how the guilty can be pardoned, the unholy sanctified, the poor enriched.
May I always be amongst those who not only hear but know thee, who walk with and rejoice in thee, who take thee at thy word and find life there.
O God, make me worthy of this calling, that the name of Jesus may be glorified in me and I in him.
—Arthur Bennet, *The Valley of Vision**

OPENING

Welcome

SUPPLIES

- Optional resource slides: boiling volcano, camel, Fennec Fox & Fenwick
- Props- can of lard, spoon, snowshoes – host provides

Welcome everyone back to the park. Enthusiastically describes the ride of your life—the best ride ever!

Today we're going to talk about a different ride that has to do with real life. It's Gospel Day today at the park, and we're going to take a thrill ride through time and talk about the ride of your life. Let's get started with our Incredible creatures!

Incredibles: HOT!

Act like it is really, really hot.

If you think you're hot, that's nothing compared to the extreme heat some animals live in.

Show intro slide: HOT!

Let's tour a couple of the world's extreme hot spots and meet a couple of the Incredibles who live there.

Show Boiling Volcano slide.

First hot spot—inside a volcano. Now that's hot! Can anything actually live inside a boiling hot volcano? Yep! Believe it or not, there are teeny little creatures called thermophiles that live in there. *Thermophile* means "heat lover," and boy, do they love heat! In fact, they can only live in extremely hot places because they love being boiled and eating poisonous chemicals that are in such places. Yum! Iron and sulfur! Only God could design these amazing creatures with the ability to survive in such an extreme extreme.

Show Camel slide.

Now on to the second hot spot—the desert. There are lots of incredible plants and animals God designed to live in the desert, such as the camel.

God gave the camel a mouth that's tough enough to eat a thorny desert cactus (*pretend to munch on a cactus and say "ouch!"*), a hump full of fat that's like an emergency fast food restaurant on his back, since there's not a lot of food in the desert (*hold up a can of lard and a spoon and pretend to eat a bite*), feet that work sort of like snowshoes so they won't sink into the hot desert sand (*put on snowshoes*), an extra eyelid that acts like a windshield wiper to get any sand out of its eyes, nostrils that can close to keep flying sand out (*flair your nostrils*), and many more specially designed body parts.

Show Fennec Fox slide.

And one more animal that lives in the desert hot spot: the fennec fox. Don't you love those ears? Well, God designed them for a reason. They keep the fennec fox cool. God also gave him light-colored, long fur that protects the fox from the hot sun during the day and keeps him warm at night. (Did you know it gets cold in a desert at night? It does!) He also has fur on his feet so they won't get burned in the hot sand and fur in his ears to help keep out desert bugs and sand. God also gave the fennec fox the ability to go long periods of time without water, and he made him nocturnal, which means he comes out at night, when it's cooler, and sleeps most of the day, when it's hotter.

Show Fenwick slide.

Fenwick the fennec fox can remind you that God thought of everything! Isn't God incredible? And let's remember to praise him as we see the incredible creatures he made.

Prayer

Optional Song to Sing

"Admit, Believe, Forever Receive"
"Right Side Up"

MIDWAY GAMES

Upset the Fruit Basket

SUPPLIES

- Chairs – Host Provides

NO PRE-PREP

DIRECTIONS

Play the Midway Games video.

Remind the kids of Adam and Eve and their fateful encounter with fruit by playing Upset the Fruit Basket. Have everyone sit in a circle on chairs, with one less chair than there are participants. Assign fruit names such as banana, apple, peach, and strawberry. Once everyone knows what fruit name they are, the game begins. Choose someone to be the person in the middle. That person yells one of the fruit names, such as banana. All the bananas quickly get up and change seats. The person in the middle also tries to get in a seat. Whoever is left standing is the next person in the middle. The person in the middle can name more than one fruit at a time if he wants, or he can yell, "Upset the Fruit Basket," at which time everyone gets up and tries to find a new seat. If someone has been in the middle for a couple times, ask a new person to take over.

Scavenger Hunt

SUPPLIES

- Writing utensils – Host Provides
- IncrediWorld Scavenger Hunt List – Leader Notebook

NO PRE-PREP

CLASS TIME DIRECTIONS

Send them off in pairs, or on their own if you choose, with a copy of the scavenger hunt list and a bag in which to collect the items. You may want to give them a marker for marking off the list as they find things.

RAD INCREDILAB

Polishing Pennies

SUPPLIES

Rad IncrediLab Supply Bag in Host Kit:

- 6 clothespins
- 6 cups

Other Supplies for Host to Gather:

- Napkins
- 6 Dirty Pennies
- 6 "Scientific" solutions – can be anything, we will use ketchup, mustard, vinegar, soda, lemon juice and milk in the video demonstration.

PRE-PREP

Put 6 different scientific solutions into the 6 different cups.

DIRECTIONS

Play Rad IncrediLab video and follow Professor Rainbow Brite as she guides you through the Polishing Pennies experiment! Feel free to pause the video as you watch if she gets ahead of you!

CONCESSION STAND

Fruit on a Stick and Sunny Lemonade

INGREDIENTS

Concession Stand Supply Bag in Host Kit:

- 2 skewers per child – Host Kit
- Lemonade Kool-Aid – Host Kit

Other Ingredients for Host to gather:

- Assorted fruit or fruit cups

PRE-PREP

- Wash and cut fruit into bite-sized pieces.
- Prepare the Kool-Aid per package instructions.
- Put fruit on skewers (unless you want the kids to do that for an added element of fun) and plate.

TEACHING TIE-IN

Pray for the snack and as everyone munches, play the Snack Time with Auntie video, **or say:**

Look at all this fruit! Look at the variety of colors, textures and tastes that God made for us to enjoy and this is just a small sample of all the fruit in the world!! Can you imagine all the fruit God gave Adam and Eve to eat in the Garden of Eden? They were given so many wonderful foods, but what did they want? The one thing they couldn't have. They focused on what they couldn't have instead of on all the wonderful foods they could have. That's what Satan does to every one of us. He tries to get us to focus on what we don't have instead of being thankful for what we do have. So remember that when you want that one thing you parents say NO to.....that one toy or that one show or snack.

And by the way, the forbidden fruit that Adam and Eve ate was unique and grew on a special tree that no longer exists. There was only one of its kind so none of the fruits that we have today are the forbidden fruit. I wonder what it looked like.

WOW ZONE BIBLE TIME

Thrill Rides – Preview the Attraction

SUPPLIES

- Memory Verse Poster – Host Kit
- Tape – Host Provides
- Optional Resource: Thrill Rides Images

PRE-PREP

- Find images of different thrill rides online. (different from above)

DIRECTIONS

Introduce the kids to the “main attraction” by reading the script on the following page and use your props! You can also play the WOW Zone Bible Time video.

Remember, speaking parts are in **bold**, doing parts are in *italics*.

Good to see you again, thrill riders! You know, theme parks love to brag about their thrill rides. Show the images. Every year they seem to add new ones that are bigger or taller or faster or wilder. Some of these cost up to 100 million dollars to build! Have you ever ridden an exciting thrill ride? Lead a brief discussion about this if you are doing this in a family setting. For a live video session, allow the kids to answer. For a pre-recorded video, pause briefly and then move on.

This activity is for an at-home program. Anyone want to try a quick ride on the Green Dragon Roller Coaster? Form a line. Hold hands and lead the kids around the room, making loops and turns along the way, here and there, and racing back to the room, still holding hands in a line. After everyone is back and settled, say:

Roller coasters are fun because they have high points and low points, don't they? In our main attraction of the day we're going to go through some of the high points and low points of time as recorded in the Bible. You're going to help me as we go along.

A Thrill Ride Through Time

Let's begin our thrill ride through time! As I'm sharing each point, I'll show you a picture. You're going to help me decide if that picture is a high point in time or a low point. When I ask you, you'll either raise your hands up really high, like you're on a roller coaster hill, or you'll put your hands down low, like your swishing through a low point on the ride. Let's practice raising our hands up high. Do so. And then down low. Do so. Now, let's sit down and get ready to listen carefully because you'll need to know whether to go high or low. Okay, we're ready to start the ride. Click, click, click, click, click!

IMAGE 1: A PERFECT WORLD (GENESIS 1-2)

Show image 1. With your Bible opened, say:

Our thrill ride starts with the very first words in the Bible. Do you remember what Genesis 1:1 says? Let's say it together. Do so. Do you remember that when God made the earth it was the best ever—perfect? Let's all cheer "Yay!" Do so. The Bible says over and over that everything God made was good. That includes the first two people he made. Shout out their names if you remember them. Adam and Eve. Right! So everything was good. This means there was nothing bad yet.

Now it's time for your help. Do you think this was a high point, meaning it was a good time, or do you think it was a low point, when it was a hard time? Raise your hands up high if you think it was a high point, and go down low if you think it was a low point. Do so. The Bible tells us everything was good, so it was a high point.

IMAGE 2: SIN ENTERS THE WORLD (GENESIS 1-2)

Show image 2. It wasn't long, however, before the ride through time took a deep, deep plunge. We're going to stop here for a few minutes and check out what it says in Genesis 3, right after the creation account. Read or have a volunteer read Genesis 3:1a from a Bible.

Anyone see something wrong here? Take responses. Right! Everything is no longer perfect. Now we've got a sneaky, evil serpent. Read or recount part or all of the verses from Genesis 3:1b–13. Depending on your situation, have volunteers silently act out the first half of this as the serpent, Adam, and Eve while you read verses 1b–6. Have the volunteers then sit down and finish telling verses 7–13.

This is called the Fall of man. The Fall of man was a major event that caused everything to change. It was the time Adam sinned and "fell" from perfection. Sin is disobeying God's commands. For example, God tells us to obey our parents. Have you ever disobeyed your mom or dad? That's sin. The Bible tells us Adam was the first to sin, but all of us sin (Romans 3:23). When we sin, we are disobeying a perfect, loving, holy God.

I need your help again. Do you think when Adam and Eve disobeyed God and sinned, that it was a high point or a low point? Raise your hands up if you think it was a high point, and put them down low if you think it was a low point. Do so. It was a low point. Do a drum roll on the floor. Do so.

IMAGE 3: A BROKEN WORLD (GENESIS 3:14-19)

Show image 3. Since God is perfect, he has to punish sin. And as we travel along further in the Bible, we see God punishes the serpent, the man, and the woman because they didn't obey him. That punishment affected the whole world and all of us in it, too (Romans 8:18–22). Let's check out what happened to the serpent first.

Read or recount Genesis 3:14–15, having a volunteer or volunteers silently act out this scenario as you read.

What does God say will happen to the serpent? Take responses. When God says this, it applies in a general way to all animal serpents.

The other animals were affected, too. We don't know how much they were affected, but we know that before this time, all animals and people ate only plants and got along with each other. But sometime after Adam sinned, animals began to attack each other and needed ways to protect themselves. God knew ahead of time that this would happen, and he knew what they would need, so, at some point, he gave them protections (defense mechanisms). These would be things such as the stinky odor of the skunk, or the ink spray of an octopus, or the breakaway arm of the starfish, or the hard shell of the turtle, or the poisonous spines of the sea urchin, or the bad taste of the monarch butterfly. Before now, animals wouldn't have used these, but they would need these types of things after Adam sinned.

Besides talking about animals, however, this punishment also applies to the ultimate evildoer, Satan, who is the devil.

Sadly, this is when the war between man and God began. Satan is against God, and he tries to make us doubt God's Word and determine we can do everything on our own.

Now God goes on to tell the woman what her punishment will be. Let's check it out.

Read or recount Genesis 3:16 from the Bible.

What do you think this means? Take responses. It says women will have pain when giving birth to children. Is this true? Take responses. It also says women will desire to rule over their husbands, which means they'll want to be in control, in charge of their husbands.

Now it's the man's turn. Let's see what God says to Adam.

Read or recount Genesis 3:17–19b, having a volunteer silently act out this scenario as you read.

What do you think this means? Take responses. It says the ground will be cursed. This is when thorns and thistles and bad stuff in nature came about. God not only placed a curse on the animals, he also placed a curse on the plants. In fact, this curse affected the whole universe. Our earth now has volcanoes, earthquakes, tsunamis, and other disasters.

This is also when work became hard. Every time you have to clean your room, or study hard, or do any job you don't like, you can remember that it all started with Adam's sin.

More seriously, Adam's sin brought death. Let's close our eyes for a second. Do so. Because of man's disobedience, God couldn't allow sinful man to live forever with perfect God. So he banished man from the garden so he wouldn't be able to eat from the Tree of Life, and told him he would one day die. The animals would die, too.

I need your help again. Was this a high point or a low point? Raise your hands up high if you think it was a high point, and put them down low if you think it was a low point. Do so. It was a low point, so let's make the ride rumble.

IMAGE 4: JESUS COMES TO THE WORLD (LUKE 2)

Show image 4. There's really good news, though. You see, God loves you very, very much, and he didn't want you to die and be separated from him forever in a place called hell. So he made a way for you to be able to live forever with him as a child of God in heaven. God sent his Son, Jesus, to earth.

When Jesus was born, do you think it was a high point or a low point? Raise your hands up high if you think it was a high point, and swoosh them down low if you think it was a low point. Do so. This was a high point so give someone a high five.

IMAGE 5: JESUS DIES FOR THE WORLD (MATTHEW 27, JOHN 3:16)

Show image 5. Jesus was both God and man. He lived a perfect life. He always obeyed God. But he was put to death. Sinful man put him to death on a cross.

When Jesus died, do you think it was a high point or a low point? Raise your hands up high if you think it was a high point, and swoosh them down low if you think it was a low point. Do so.

This seems like a low point because Jesus died a cruel and painful death. But he did this because he loves you and me (John 3:16). Remember that God said the punishment for sin is death when Adam sinned? We can't pay for sin on our own. Jesus took the punishment for my sin and your sin. He died in our place. This was God's plan from the beginning. So, really, it was a high point, too, because this how God made a way for us to be forgiven and have eternal life!

IMAGE 6: JESUS COMES BACK TO LIFE (MATTHEW 28)

Show image 6. Now we come to a super happy time! Did you know Jesus didn't stay dead? He came alive again! Let's belt out, "Hurrah!" Do so. This shows that God accepted what Jesus did for us. God loves us and he wants us to be his children and live with him forever. He offers us the gift of eternal life because of what Jesus did.

When Jesus came back to life, do you think it was a high point or a low point? Raise your hands up high if you think it was a high point, and swoosh them down low if you think it was a low point. Do so. This was a high point so high five each other.

IMAGE 7: HOW WILL YOUR RIDE END? (ROMANS 10:9)

Show image 7. Now it's time to finish out the thrill ride. How will your thrill ride end? Jesus is going to come back some day, and this sin-filled, messed up world is going to be made perfect again. He will make a new heaven and a new earth (Revelation 21:1), and everything will be perfect. Listen to this! Read or have a volunteer read Revelation 21:4 in your Bible. Wow! It's going to be incredible! For instance, just for fun, let's imagine what a playground might be like in heaven. Take responses: no bullies, no one left out, no one hurt or crying, everyone would get along, etc. Imagine the whole world like that forever!

It's going to be an incredible place. But you have to receive the gift of eternal life and become a child of God to live there.

Show memory verse image: Romans 10:9. Review the verse together.

Show the daily overview image: Admit, Believe, Forever Receive! Reese is going to come and help me tell you a little more about how you can admit, believe, and forever receive the gift of eternal life.

Puppet Pal – Gospel Presentation

SUPPLIES PROVIDED BY HOST

- Boy or Girl Puppet
- Clipboard
- Daily Overview Image – In Optional Resources

PRE-PREP: *Tape one script inside the puppet stage, and attach the other to a clipboard for reference. Remember to allow approximately three minutes for the puppet pal.*

Puppet: Hey, everyone!

Teacher: Hi, Reese!

Puppet: You all know how much I love roller coasters. They have their highs and lows, for sure. It's always a great feeling to come whooshing into the landing safe and sound.

Teacher: It sure is.

Puppet: Well, life is kind of like a roller coaster, too.

Teacher: I've been telling the boys and girls about that, Reese. I want each of them to end up safe and sound someday in heaven.

Puppet: Me too! But to do that, they need to know there are really just two possible endings.

Teacher: Right! You can either end up living someday at the ultimate, ultimate high point (heaven), or at the most extreme low ever (hell). If you eventually go to heaven, it means you became a child of God. You are not automatically a child of God. You must receive the gift of eternal life. Let me explain more about receiving that gift.

Puppet: It has to do with Admit, Believe, Forever Receive!

Teacher: That's right. To be forgiven of your sins and receive the gift of living with God forever in heaven, you need to talk to God about the following things: *If you're able to while you're doing the puppet show, show the Daily Overview image: Admit, Believe, Forever Receive!*

Admit—Let's say that word together. *Do so.* You need to admit to God that you've sinned. Can you think of specific things you've said or done that disobeyed God's commands, like not obeying your parents, cheating, taking something that wasn't yours, whining, or being unkind? Are you sorry about it? Being sorry for your sin and wanting to turn from your sin is called repenting. When you repent, you can ask God to forgive you. He will.

Believe—Let's say that together. *Do so.* You need to believe Jesus died and rose from the dead to take away your sins. When he was nailed to that cross, do you believe he did that for you because he loves you? And that his resurrection showed that he paid the punishment for your sin?

Puppet: And Forever Receive! You can tell him you want to be his child and follow him no matter what, forever. Sometimes it's not easy following the Lord. You have to be sure you want to.

Teacher: Admit, Believe, Forever Receive! If you have questions about this, or if you would like to follow Jesus as a child of God, let me know!

Puppet: Well, I've got to go. I'm meeting a friend at the Green Dragon Roller Coaster, and I think I'll tell him about Admit, Believe, Forever Receive while we're waiting in line.

Teacher: Sounds like a great idea! Bye, Reese! Boys and girls, Reese has a great idea there. If you are a child of God and have admitted, believed, and forever received the gift of eternal life, make sure you share how to become a child of God with someone else. We don't want anyone to end their ride of life in that ultimate low place! Now let's practice our echo phrase today so we remember to Admit, Believe, and Forever Receive to become a child of God.

Show the daily overview image. Practice the echo phrase: Admit, Believe, Forever Receive! Once again, switch the echoing groups in fun ways, such as birthdays in the summer start and everyone else echoes, then everyone wearing red starts and everyone else echoes.

CRAFT COVE

My Bug Jar

SUPPLIES

Day 3 Craft Bag in each Kid Kit

- Clear plastic jar with lid
- Green and white pipe cleaners
- Bag of moss and pinecones
- Verse tag

Other Supplies for Host to gather

- Sheet of bug stickers – Leader Notebook
- Pine needles, sticks, etc. (this could also be an activity for the kids to find the items outside)

TEACHING TIE-IN

Play Craft Cove video **OR** say:

Welcome BACK to the Craft Cove! I know that you are having a great time here at the Incredi-World Amazement Park, where we are learning all about God's INCREDIBLE, CREATED world!

*Today you are going to make **YOUR VERY OWN BUG JAR** because we are learning that GOD made everything – even bugs. And I know that you will enjoy collecting some bugs so you can observe God's creation up close, in **YOUR VERY OWN BUG JAR.***

*Today is "Gospel Day" and today you learned that we must **Admit, Believe and Forever Receive.** Our verse for today helps us understand those three points. In the Bible, in the book of Romans, Chapter 10, verse 9, God's Word says:*

"if you confess with your mouth that Jesus is Lord and believe in your heart that God raised him from the dead, you will be saved."

The Bible says it - and that settles it!

*So let's get started. You can make **YOUR VERY OWN BUG JAR** so that you can observe some of the incredible and amazing creatures that God created! And remember – God desires us all to **Admit, Believe and Forever Receive. THE BIBLE SAYS IT AND THAT SETTLES IT!** Everything that you need will be in the Craft Packet for Day 3.*

DIRECTIONS

1. Make the handle by twisting two fuzzy pipe cleaners together.
2. Poke one end down into the hole on the lid so that it peeks out underneath the lid. Then bend it a bit under there, so it can't pull out.
3. Back on top of the lid, open the string of the verse tag and slide it over the pipe cleaner so that it will hang on it.
4. Take the other end of the pipe cleaner and poke it down through the other hole on the top of the lid, and turn the lid over, and make a little bend or two in that end, so the pipe cleaner will not come out.
5. Decorate **BUG JAR** with the bug stickers - but NOT TOO MANY because you want to be able to see the bugs that you'll put inside.
6. Add the little pine cones, moss and sticks to the inside, so that your bug will have something fun to climb on.



WRAP UP

Drama

Play the Daily Drama Video.

Transition Point

Say:

Too bad their conversation was cut short, but at least Mabel got to share the gospel with him. And I like the prayer that she prayed, “Dear God, please help Millard understand how much he needs you” because Millard does need God, doesn’t he? In fact, we all do! So, if you’re already in God’s family, that’s wonderful. But if you’re not, we pray that you’ll understand very soon how much you need him!

Review the Attraction

Complete one or more of the following ideas as you have time.

INCREDIVERSE

SUPPLIES

- Any small snack item you have handy – Host Provides. (I.e. marshmallow, goldfish, popcorn, toasted cereal etc...)
- Memory Verse Poster – Host Kit

Today’s Verse: If you confess / with your mouth / that Jesus is Lord / and believe in your heart / that God raised him from the dead, / you will be saved. / Romans 10:9

Practice this verse through several times, using the memory verse image as a reference, then try the following challenge.

Challenge: With a friend or by yourself, throw snack item and try to catch it with your mouth, one piece for each phrase.

Tomorrow’s verse: I will give thanks / to the Lord / with my whole heart. . . . / Great are the works of the Lord./ Psalm 111:1–2

Try the challenge again using tomorrow’s verse.

Go and Do

SUPPLIES

- Go & Do Cards – Ticket Booth Bag in Kid Kit

Send the kids home with the “Go and Do” cards for Day 3 and explain to them that they have a list of activities they can do at home with their parents to review what they learned that day. You can clip these onto their carabineer on their VBS bag!

Closing Prayer

For Tomorrow

If you would like to have your children participate in the Birds of the Bible challenge, pass out papers found in the Leader Notebook and remind them to do the papers tonight for the lesson tomorrow.

This is a great option for older children!



A Closer Look at God's Handiwork

BIBLE PASSAGE

Selected Scriptures

APOLOGETICS CONTENT

Does every creature have a Creator?

INCREDIVERSE

I will give thanks to the LORD with my whole heart...Great are the works of the LORD. Psalm 111:1-2

ECHO PHRASE

It couldn't just happen. God made them that way!

LESSON AIM

As children learn about birds, they will praise their Creator, trust the Bible, and know the creatures of this world couldn't have just happened. They were designed by God!

TODAY'S LESSON AT A GLANCE

LEADER DEVOTIONAL

For you to prepare your heart for leading.

OPENING

Welcome
Incredibles: Freezing

MIDWAY GAMES

Loop-de-Loop
Paper Airplanes

RAD INCREDILAB

Cool Design

CONCESSION STAND

Thrills and Chills
Fruit Nectar

WOW ZONE BIBLE TIME

Animal Shows
Bird Stations
Puppet Pal

CRAFT COVE

Bitty Bird Feeders

WRAP UP

Drama
Review the Attraction Activities

LEADER DEVOTIONAL

For the creation was subjected to futility, not willingly, but because of him who subjected it, in hope that the creation itself will be set free from its bondage to corruption and obtain the freedom of the glory of the children of God. For we know that the whole creation has been groaning together in the pains of childbirth until now.
Romans 8:20–22

Ever heard the song “What a Wonderful World”? Sing along with the first verse: “I see trees of green, red roses, too; I see ‘em bloom for me and you; And I think to myself, what a wonderful world.”

It’s tempting to make that our mantra, isn’t it? We read through Genesis 1 and 2, take a quick look around and think, “Wow, what a wonderful world God made!” And it’s true—God did make a wonderful, good world...originally.

Take another look at the lyrics above and ask yourself: what happens when I pick that lovely rose that’s bloomed for me and you? If I’m not careful, I get pricked by a thorn. Ouch. And what about when I’m out enjoying a beautiful stroll along the river and accidentally step on a water moccasin? Major ouch.

The world we live in today is not the world God originally created—it has been marred by sin and the resulting curse God placed on his beautiful handiwork. Somehow, when we’re enjoying Genesis 1 and 2, it’s easy to overlook Genesis 3 and the rest of the Bible, which deals with the effects of our sin and the curse on all of creation.

As important as it is that we teach our students to honor the Creator for his creation, we need to make sure that we’re providing the whole picture to those

in our care, lest we offer them a marred view of God. Too many times, people have used this now-non-wonderful world as an excuse to reject our loving Creator, claiming, “If God is so good, why is there so much pain in the world?” Yet, it isn’t God’s fault—it’s ours. Yours and mine. We sinned against the holy Creator and are suffering the due penalty for that rebellion.

As we rejoice in God’s design of birds today, let’s remember that the incredible design features don’t tell the whole story. And let’s be sure to paint an accurate view of God and his glorious creation.

*O God,
Praise waiteth for thee, and to render it is my
noblest exercise;
This is thy due from all thy creatures, for all thy
works display thy attributes and fulfil thy designs;
The sea, dry land, winter cold, summer heat,
morning light, evening shade are full of thee, and
thou givest me them richly to enjoy.*

—Arthur Bennet, *The Valley of Vision*
(The Banner of Truth Trust: 2005), p. 14.

OPENING

Welcome

SUPPLIES

- Optional resource slides: freezing, wood frog, polar bear, arctic tern and Turner
- Props- map app on phone or real map – host provides

Welcome the kids back to the park.

What's a day at a theme park without some good laughs? Let's start the day with some bird jokes that will "quack" you up!

1. What do birds eat for breakfast? Shredded Tweet!
2. What do you call a rooster that crows every morning? An alarm cluck!
3. What does a bird eat with its soup? Quackers!
4. What's black and white, black and white, black and white, black and white? A penguin falling down the stairs!

Seriously though, folks, today is Design Day, and we're going to take a closer look at God's handiwork as we study birds and their incredible design. But let's start with our Incredibles!

Incredibles: FREEZING!

Chatter about a time when you were soooooo cold. Show intro slide: FREEZING!

It may be difficult for *people* to live in such extreme places, but God especially equipped some *animals* for life in freezing temperatures.

Eat or talk about eating an ice pop and how much you love ice pops. Show Wood Frog slide.

The ice pop reminds me of wood frogs. You know why? God made wood frogs so they'd freeze in the winter like a frogsicle and still live while they're completely frozen. They freeze in the cold, and then thaw out when it gets warmer, going on about their business.

Put on layers of coats and other winter gear and dramatically say that the ice pop made you cold, so you need something to warm you up. Show Polar Bear slide.

Now that reminds me of polar bears. We try to stay warm with coats, but God gave polar bears a built-in coat called fur. But God didn't stop there. He took it one step further, and gave them not just one layer of fur, but two to handle the extra cold! They also have a three-inch layer of fat under their skin which helps. And they have black skin, which takes in more heat than light skin would. God thought of everything to keep them toasty warm in freezing cold.

Play with a map app on your phone or a real map and talk about getting lost. Show Arctic Tern slide.

That reminds me of the Arctic tern. The Arctic tern is a bird that flies back and forth between the North and South Pole. It not only lives in extreme weather, but also is an extreme flyer and doesn't get lost! This animal migrates farther than any other animal. It flies about 50,000 miles a year! Now that's a frequent flyer! God programmed it so it knows to leave the North Pole and fly south when the harshest winter months are coming. Then, after it makes it to the South Pole, it leaves before the harshest winter months come there, and it flies back to the North Pole. But how does it know how to get back home? It doesn't have a map or a GPS, after all. It just knows because God programmed it that way! And how does it know when to go? Once again, it just knows because God programmed it that way!

Show Turner slide.

Turner the Arctic tern can remind you of what you'll be learning today at VBS. Animals couldn't have just happened. God made them that way and their incredible design should cause us to praise our Creator!

Prayer

Optional Song to Sing

"Woodpecker Song"
"IncrediWorld Amazement Park"

MIDWAY GAMES

Loop-de-Loop

SUPPLIES

- Sidewalk chalk – Host Kit

NO PRE-PREP

DIRECTIONS

Play the Midway Games video!

Kids use chalk to draw roller coaster pathways on the pavement, which they then follow on foot. They can also ride along the pathways on riding toys, if you'd like.

Paper Airplanes

SUPPLIES

- Airplane Template – Leader Notebook

NO PRE-PREP

CLASS TIME DIRECTIONS

Airplanes may be marvels of flight, but they are nothing like the original flying kinds that God created! In fact, birds in flight were the inspiration for the invention of airplanes. God thought of flight first! Have the kids try their hand at making some paper airplanes and having paper airplane races. You can pass out the papers with the airplane folding template preprinted on them!

RAD INCREDILAB

Cool Design

SUPPLIES

Rad IncrediLab Supply Bag in Kid Kit:

- Lard
- Ruler
- Gloves

Other Supplies host gathers:

- Bowl(s)
- Ice Water

PRE-PREP

Fill bowl(s) with ice and water before experiment begins.

DIRECTIONS

Play the Rad IncrediLab video and follow along with Professor Rainbow Brite as she guides you through how to execute the "Cool Design" experiment! Feel free to pause the video as you watch if she gets ahead of you!

CONCESSION STAND

Thrills & Chills and Fruit Nectar

INGREDIENTS

Concession Stand Supply Bag in Host Kit:

- Ice Pops
- Kool-Aid

PRE-PREP

- Pre-freeze ice pops.
- Prepare the Kool-Aid per package instructions

TEACHING TIE-IN

Pray for the snack and as everyone munches, play the Snack Time with Auntie video, **or say:**

These chilly snacks can remind us of our animal pal for the day: Terner the Arctic tern. Arctic terns live in areas that are really cold. They are very small birds, just one bird is the size of a large lemon. Yet God has given these tiny birds the amazing ability to fly from the Arctic to Antarctica and then return to the same spot where it was hatched every year! Instead of flapping their wings to fly the entire way between the poles, these birds glide much of the way. They are even able to sleep while they glide! If you'd like to catch them while they migrate, you'll need to take a trip out to the ocean. They prefer to fly over water so that they can catch their food from the sea while they migrate. We can praise our amazing Creator for his amazing design of this amazing bird.

WOW ZONE BIBLE TIME

Animal Shows – Preview the Attraction

SUPPLIES

- Memory Verse Poster – Host Kit
- Birds of the Bible challenge pattern – Leader Notebook
- Unique Beak Supplies in Host kit: gummy fish, envelope, skewer
- Unique Beak Supplies Provided by Host: slotted spoon, tweezers
- **Optional Resource:** Birds of the Bible Images, Unique Beak Images, Unique Feet Images
- **Optional Supplies provided by host:** “nest materials”, TV trays, towel, supplies for various stations

DIRECTIONS

Introduce the kids to the “main attraction” by reading the script on the following page and use your props! You can also watch the WOW Zone Bible Time video.

Remember, speaking parts are in **bold**, doing parts are in *italics*.

Good to see you all today, park riders! I wonder how many of you have ever been to an animal show at a theme park, like a bird show or a killer whale show. Has anyone seen one? *Lead a brief discussion about this. For a virtual lesson, pause briefly and then move on.*

Today, we're going to have loads of fun as we learn about an incredible group of animals. If I said they could fly, what would you guess? *Take responses. Right! It's all about birds. Did you know the Bible mentions many birds by name? What are some of the birds you found on your Birds of the Bible Challenge? Lead a short discussion about this. For a virtual lesson, briefly go through the answers yourself.*

God's Word can teach us a lot through birds!

Part 1. Bird Stations

Pre-prep: *Decide which parts you are doing and what supplies you will need ahead of time; specific parts/supplies are listed underneath each section. Parents, make the "nest" ahead of time or, if time during the lesson, have the kids help make it. For a virtual online lesson, you may want to skip the nest and just share. Or, you may want to make your own nest that the kids can see you are sitting in.*

Have the kids sit in the "nest" of pillows and blankets on the floor. The nest can have couch cushions, throw pillows, bed pillows, etc. One or more thick and soft blankets or sleeping bags would be good for the middle. It helps to make the nest in a corner and utilize the walls for part of it.

Did you know that throughout the Bible many different birds are mentioned? We can learn lots from them. Read or paraphrase the following passages. Show each accompanying image and share the information.

IMAGE 1: GENESIS 1:20-21

The Bible tells us the different kinds of birds were created by God. Let's see if we can think of at least twenty different birds God made in one minute's time. *Do so. As we've talked about this week, all the different kinds of birds and all animals were made by God, not by evolutionary processes.*

IMAGE 2: GENESIS 2:19-20

Show image 2 and have the kids suggest what they would name this bird if given the opportunity. The Bible tells us birds were named by Adam. Adam wasn't a grunting cave man. He was very smart, and God gave him the job of naming all the original animals. That means that at the beginning of time, before sin, Adam had work to do. Adam tended the garden and named the animals. His work would have been enjoyable to him and not hard. Now, because of sin, our work can sometimes be enjoyable, but sometimes it's hard and not so fun.

IMAGE 3: GENESIS 9:1-3; NUMBERS 11:31-32

The Bible tells us birds were given to man for food. At first, people and animals were all vegetarians (plant-eaters). But after the big flood of Noah's day, God told man he could eat meat, which included birds (Genesis 9:1-3).

IMAGE 4: PSALM 50:11

The Bible tells us birds (and everything) belong to God. This also means every person belongs to God, including you. Since God is the Creator, he is the one who sets the rules. Our job is to obey our Creator's rules.

IMAGE 5: PSALM 104:10A, 12, 17B; LUKE 12:23-24

The Bible tells us God cares for the birds. He doesn't just leave his creation alone. He gives the birds food and shelter. Jesus, in Matthew 6:26-27, tells us God feeds the birds, while reminding us that we are of much more value to God than birds. Trust him to take care not only of birds, but also of you!

Part 2. Unique Beaks

Pre-prep: Decide how many unique beak groups you'll do, and organize the supplies for each group so they are quickly ready. There are six unique beak groups listed.

As we've talked about this week, many people say all life has evolved. We know this isn't true for many reasons. The number one reason is the Bible says God created all things in six days. The Bible says it. That settles it!

As we continue learning about birds today, we're going to show how preposterous it really is to believe living things just happened by accident. We're choosing birds to show the Master Creator's divine design, but we could just have easily used any kind of animal.

So let's get on with our bird talk and learn about beaks. There's no way each perfectly designed beak could have just happened! God made each beak unique so it would work for each unique bird. Let's check some out!

First, show the kids the image of the bird that goes with the particular group. Then show them the food and the three tools, which represent the different types of bird beaks. Let each child try each of the tools and decide which one works best for getting that particular type of food.

UNIQUE BEAK 1: THE STABBERS, SUCH AS THE STORK

Food: Gummy or Swedish fish

Three Tools: Slotted spoon, skewers (caution the kids to be careful with these and supervise), envelope

Correct One: Skewers

Storks eat fish. God designed their long and pointy beaks to act sort of like a skewer. They stab the fish, which they then swallow whole. That couldn't just happen. God made them that way!

UNIQUE BEAK 2: THE SCOOPERS, SUCH AS THE PELICAN

Food: Plastic fish or packing peanuts, floating in a big bowl of water

Three Tools: Straws, tweezers, small strainer

Correct One: Small strainer

God designed the pelican's beak to act sort of like a strainer. The pelican first scoops up lots of water and fish with its beak, then the water strains out, leaving just the fish for the pelican to swallow. That couldn't just happen. God made them that way!

Note: Have the kids just pretend with the straws and not really put them in the water so they won't spread germs. Use a clean straw for each child trying it.

UNIQUE BEAK 3: THE PICKERS, SUCH AS THE BLUE JAY

Food: Pan of crushed chocolate sandwich cookies with gummy worms on top of it (or use dirt and fake worms for a non-edible version)

Three Tools: Tweezers, nutcracker or pliers, strainer

Correct One: Tweezers

Blue jays eat worms and insects. God designed their beaks sort of like tweezers so they can pick around on the ground to find little bugs and worms. That couldn't just happen. God made them that way!

UNIQUE BEAK 4: THE DRINKERS, SUCH AS THE HUMMINGBIRD

Food: Tall, thin vase or jar with water in it ("nectar")

Three Tools: Envelope, straws, spring-form clothespin

Correct One: Straws

Hummingbirds have long, skinny beaks like straws which contain long tongues. The tongue is grooved and is used to lap nectar from deep inside flowers. They eat the equivalent of seventy-seven times more than people eat each day because they are particularly active. Most of it is lapped through their straw-like beaks. That couldn't just happen. God made them that way!

Note: Have them just pretend to drink from the straws.

UNIQUE BEAK 5: THE CRACKERS, SUCH AS THE MACAW

Food: Seeds with hard coverings

Three Tools: Pliers or nutcracker, tongs, pancake turner

Correct One: Pliers or nutcracker

God designed macaws with large, curved beaks that can crush seeds, fruits, and nuts. It works sort of like a nutcracker. Their tongue is specially designed as well with a bone in it. This helps the macaw break open and eat the hard food. That couldn't just happen. God made them that way!

Note: Use sunflower or pumpkin seeds rather than nuts in case of nut allergies.

UNIQUE BEAK 6: THE CATCHERS, SUCH AS THE (VERMILION) FLYCATCHER

Food: Toasted oat cereal (for flying insects)

Three Tools: Small fishnet, fork, envelope

Correct One: Small fishnet

Flycatchers are able to catch insects while they're flying. God designed their beaks to be broad and flat. As they fly along, they leave their beaks open, and the bugs are caught in them, sort of like how we'd catch some if we ran around outside with this fishnet. That couldn't just happen. God made them that way!

Part 2. Fantastic Feet

Each kind of bird is designed by God with special feet. The amazing variety and attention to detail in their feet couldn't just happen. God made them that way so they'd be able to do what God wanted them to do. We're going to look at some picture clues. By the clues I'm giving you, see if you can figure out which fantastic feet go with which bird.

Show the Fantastic Feet images throughout.

FANTASTIC FEET 1: THE PERCHERS, SUCH AS THE TURTLEDOVE & SWALLOW

Read Song of Solomon 2:12.

God created some birds to perch on tree branches, which they do very well. He designed their feet with three toes in the front and one long toe in the back. The toes have a tendon running through them that locks the toes around the branch when the bird sleeps so it won't fall off its perch. That couldn't just happen. God made them that way!

FANTASTIC FEET 2: THE CLIMBERS, SUCH AS THE WOODPECKER

God created some birds to climb up tree trunks. He designed their feet with two toes in the front, and two in the back so they'd be able to grasp tree trunks and keep steady, without falling backwards. That couldn't just happen. God made them that way!

FANTASTIC FEET 3: THE NO FLYERS, SUCH AS THE OSTRICH

Read Job 39:13.

God created some birds that don't fly. He gave them two or three big toes that face forward to make it easy to walk and run quickly over long distances. Heavy ostriches even have a soft pad under their toes which keeps them from sinking in the sand. That couldn't just happen. God made them that way!

FANTASTIC FEET 4: THE PADDLERS, SUCH AS THE PELICAN

God created some birds to be swimmers. He designed webbed feet for paddling in the water and for walking on shore. Webbed feet couldn't just happen. God made them that way!

FANTASTIC FEET 5: THE RAKERS, SUCH AS THE HEN

Read Matthew 23:37.

God created some birds that scratch in the soil to get their food. He gave them feet that look like rakes to be able to dig up their grub. That couldn't just happen. God made them that way!

FANTASTIC FEET 6: THE BIRDS OF PREY, SUCH AS THE EAGLE

Read Job 9:26.

Some birds have curved claws on their toes. This allows them to catch prey (animals) to eat. For instance, fish eagles and ospreys have rough feet and long, curved talons, which help them hold on to slippery fish. Others, like the harpy eagle, have such huge and powerful claws they can easily crush a monkey or other tree-dwelling animal. Snake eagles' powerful toes are just right for catching and holding on to slithery snakes. God even covered their legs and feet with large, tough scales that protect them against poisonous snakebites. All of these special designs couldn't just happen. God made them that way to survive in our sin-cursed world. God's works are great and we can praise him for them! Show the memory verse image: Psalm 111:1–2. Go over the verse a few times.

Puppet Pal – Wings of Wonder

SUPPLIES PROVIDED BY HOST

- Boy or Girl Puppet
- Clipboard
- Balloon
- Feather
- Daily Overview Image – In Optional Resources
- Gizzard Experiment Supplies: 1 per child (zippered baggies, crackers, and pebbles or fish gravel). For an online lesson, you can either add these supplies to what you are handing out to the kids for the day or you can just demonstrate yourself.

Note: The puppet show will take a little longer today, since the kids are doing an experiment within the show. Allow approximately seven minutes.

Pre-prep: Tape one script inside the puppet stage, and attach the other to a clipboard for reference. Prepare the baggies for the gizzard experiment, putting two crackers and a few pebbles inside each bag and zipping it shut. Blow up the balloon.

Puppet: Come up flapping and doing bird calls.

Teacher: Hey Reese, what's going on?

Puppet: I just went to the Wings of Wonder bird show. Wow, was it incredible! Have you ever heard of a thermometer bird?

Teacher: Can't say that I have.

Puppet: It's a bird that uses its beak to make sure its nest is exactly the right temperature all the time. It sticks its beak right down in the nest and can tell if it's even just a teeny bit too hot or too cold. If it's not just right, it uses its beak to stir up the nest a bit and get it to the right temperature.

Teacher: That couldn't just happen. God made it that way.

Puppet: And they showed us how God made birds lightweight so they can fly easily.

Teacher: Oh, yeah? What did they say?

Puppet: Well, God gave them bones that have a lot of air in them.

Have someone stand on a chair and jump off flapping as hard as he can. For a virtual lesson, the instructor can demonstrate this. Explain that no matter how hard he flaps, he isn't going to end up flying! One of the reasons is that our bones are too heavy. But when a bird takes off it is so light it can overcome the pull of gravity.

He also gave them air sacs, which are kind of like having lightweight balloons inside you. Toss a balloon. And God didn't give them big, heavy teeth, but a lightweight beak. Since today's birds don't have teeth, a bird swallows its food whole. It then goes to the bird's stomach, where juices break it down into smaller pieces. But it doesn't stop there.

Teacher: Right! God made them active, with a high need for food, and he designed a special organ in their bodies called a gizzard to

help digest their food. Many birds will swallow stones that pass into the gizzard to help crush the food. Let's try a little experiment to see how the gizzard works.

Give each child a zippered baggy with a couple crackers, and pebbles or fish gravel. Have them pretend their hands are the outside of the gizzard, making a "cup" around the bag with both hands. Gently massage the bag between their hands to see how the crackers quickly get crushed up. This shows how the gizzard digests the food way, way, way faster than other animals or people digest their food (about 30 minutes to 3 hours for birds vs. 2 days or so for people). For a virtual lesson, the teacher can demonstrate.

Teacher: So the food ends up in and out quickly, which keeps the birds lightweight! God really is an incredible Creator!

Puppet: That's not all. Bird feathers are light, too. See? *Throw a feather out and let it drift down to the ground.* But even though they're light, they're strong. God made them so they work kind of like VELCRO®, locking together to be light but strong for flight.

Teacher: God thought of everything, didn't he?

Puppet: He sure did. Every bird I saw at that show was incredible.

Teacher: That's for sure. But you know what, Reese?

Puppet: What?

Teacher: God thought of everything for every animal, not just for birds. Let's take the beaver, for instance.

Puppet: Tell me about it.

Teacher: Well, it's so marvelous, engineers study it to learn how it builds. The beaver is able to build its home in the water without the home getting wet inside. Still, though, it's not air-tight, which is good. That allows bad chemicals to get out of the house, and good air to get in. Engineers are amazed at this! Also, the beaver has see-through eyelids, so it can swim with its eyelids closed and still see. It also has flaps that go over its nose and ears to keep water out. Isn't that incredible?

Puppet: It sure is.

Teacher: Each and every animal kind has its own amazing features. There's no way all these perfect designs could have just happened. God made them that way!

Puppet: Yep! God made them that way.

Teacher: Well, I think I might try to catch that Wings of Wonder show later today.

Puppet: And I think I'm going to go check out another thrill ride. I've been dying to try the Power Drop.

Teacher: Okay. So long, Reese. Have fun! Boys and girls, let's practice our echo phrase and remember that all these animals couldn't have just happened. God made them that way.

Show the daily overview phrase. Practice the echo phrase: It couldn't just happen. God made them that way! Once again, switch the echoing groups in fun ways, such as everyone with tennis shoes starts and everyone else echoes, then adults start and kids echo.

CRAFT COVE

Bitty Bird Feeders

SUPPLIES

Day 4 Craft Bag in each Kid Kit

- Bag of toasted oat cereal
- Two brown pipe cleaners
- Verse tag

TEACHING TIE-IN

Play Craft Cove video **OR** say:

Welcome to the Craft Cove! I know that you are having a great time here at the Incredi-World Amazement Park, where we are learning all about God's INCREDIBLE, CREATED world!

*Today we are going to make this **BITTY BIRD FEEDER** because today is **DESIGN DAY!** And we've learned that God designed each creature exactly as they are. It **COULDN'T** just happen! God made them that way! **THE BIBLE SAYS IT AND THAT SETTLES IT!***

*Today we learned that "Birds can fly because God made them so they can. They are super light, with light bones, no teeth, and light feathers. God thought of everything. Isn't God **INCREDIBLE?**"*

Our verse today reminds us that it is good to praise and give thanks to God. In the Bible, in the book of Psalms, in Chapter one hundred eleven, verses 1 & 2, the Word of God says:

"I will give thanks to the LORD with my whole heart....Great are the works of the LORD,"

*So let's get started. Everything that you need to make your own **BITTY BIRD FEEDER** will be in the Craft Packet for Day 4.*

DIRECTIONS

1. Take a pipe cleaner and make a small loop at one end, so the cereal won't fall off that end.
2. Starting at the other end, slide the cereal pieces onto the pipe cleaner, but leave about one thumb length at the end so that you can make a hook shape. And don't forget to add the tag before you shape the hook.
3. Once you've finished, you can make different, interesting shapes by bending the pipe cleaner into a circle or twisting it into a curly tail - or some other shape.
4. Don't forget to put your name on the back of the verse tag.
5. You can hang your bird feeder on a branch or a bush in your yard.

Options: You can make a longer bird feeder, by twisting one end of the pipe cleaner to the second pipe cleaner; or you can allow each child to make two feeders (each one could be bent into a different shape).



WRAP UP

Drama

Play the Daily Drama Video.

Transition Point

Say:

I'm proud of Gabe and Cody with how they stood up to Victoria Hathaway and turned down that Adventure TV deal. They gave up all that fame and fortune because something else was more important to them. And that was to serve and bring glory to the Creator of the universe. Now what on earth could be better than that?

Review the Attraction

SUPPLIES

- Memory Verse Poster – Host Kit

Complete one or more of the following ideas as you have time.

INCREDIVERSE

Today's Verse: I will give thanks to the LORD with my whole heart....Great are the works of the LORD. Psalm 111:1-2.

Practice this verse through several times, using the memory verse image as a reference, then try the following challenge.

Challenge: Say the verse while spinning like the Tea Cups, tilting like the Tilt-a-Whirl, racing like the Racers, hopping like the Frog Hopper, going around like the Merry-Go-Round, etc...

Tomorrow's verse: Behold, Behemoth, which I made as I made you....He makes his tail stiff like a cedar. Job 40:15, 17

Try the challenge again using tomorrow's verse.

Go and Do

SUPPLIES

- Go & Do Cards – Ticket Booth Bag in Kid Kit

Send the kids home with the "Go and Do" cards for Day 4 and explain to them that they have a list of activities they can do at home with their parents to review what they learned that day. You can clip these onto their carabineer on their VBS bag!

Closing Prayer



Let's Clear Up the Confusion

BIBLE PASSAGE

Job 40-41

APOLOGETICS CONTENT

Are dinosaurs mentioned in the Bible?

INCREDIVERSE

Behold, Behemoth, which I made as I made you...He makes his tail stiff like a cedar. Job 40:15, 17

ECHO PHRASE

Behemoth and Leviathan, they lived at the time of man!

LESSON AIM

Children will learn that it's important to put on their BIBLE glasses so they can understand the truth about dinosaurs. This is important information to share with others, too.

TODAY'S LESSON AT A GLANCE

LEADER DEVOTIONAL

For you to prepare your heart for leading.

OPENING

Welcome

Incredibles: Humongous

MIDWAY GAMES

Disappearing Dinosaurs
Who's Got the Dino?

RAD INCREDILAB

Scavenger Hunt

CONCESSION STAND

Dino Brownies
Dino Drink

WOW ZONE BIBLE TIME

"Prehistoric" Land
Dino Mania
Puppet Pal

CRAFT COVE

Dino Egg Toss Game

WRAP UP

Drama
Review the Attraction Activities

LEADER DEVOTIONAL

If I have told you earthly things and you do not believe, how can you believe if I tell you heavenly things? John 3:12

They're big. They're mysterious. They're . . . dinosaurs. Those "terrible lizards." What's the big deal with dinosaurs? Why spend an entire VBS day teaching children the truth about these amazing creatures?

Let's think of it this way—our kids spend years learning that dinosaurs lived millions of years ago. Through books, movies, and TV programs, they're saturated with the idea that dinosaurs are products of evolutionary processes. School teachers convince them that man never walked with the great beasts. These "earthly things" are all clear contradictions to the Bible's straight-forward "earthly" teachings—that God created land animals (including dinosaurs) at the same time as man on Day Six of that first week about 6,000 years ago.

Jesus warned Nicodemus, "If I have told you earthly things and you do not believe, how can you believe if I tell you heavenly things?" (John 3:12). When children are taught they can't trust the Bible's earthly teachings, it's obvious that they'll begin to question the Bible's heavenly teachings about morality and salvation. And they do.

If we take seriously our job of raising the next generation in the nurture and admonition of the Lord, then we need to teach them the entire counsel of God's Word. Just as the world uses dinosaurs to teach children a false view history, so we need to use dinosaurs (and other "earthly" things) to teach children the correct biblical view of history. When we show them how the Bible explains dinosaurs, we teach them that the Bible provides a robust worldview, encompassing both earthly and heavenly things. And

we give glory and honor to the One to whom it is due—the great Creator God, who made the behemoth (Job 40).

Today, as we share information on some of God's most powerful creatures with our kids, let's think about the responsibility we have to present the truth and reflect on our purpose as Christians.

*Lord of all being,
There is one thing that deserves my greatest care, that
calls forth my ardent desires,
That is, that I may answer the great end for which I am
made—to glorify thee who hast given me being, and
to do all the good I can for my fellow men.
Time is a moment, a vapour, and all its enjoyments
are empty bubbles,
Fleeting blasts of wind, from which nothing
satisfactory can be derived;
Give me grace always to keep in covenant with thee,
and to reject as delusion a great name here or
hereafter, together with all sinful pleasures and
profits.
Help me to know continually that there can be no true
happiness, no fulfilling of thy purpose for me, apart
from a life lived in and for the Son of thy love.
—Arthur Bennet, *The Valley of Vision*
(*The Banner of Truth Trust: 2005*), p. 13.*

OPENING

Welcome

OPTIONAL RESOURCES NEEDED:

Humongous slide, Elephant slide, Blue Whale Slide, Big Dinosaurs slide, Dinosaur Comparison slide and Patty Slide

Cry and blubber dramatically as you say you're soooo sad that VBS is almost over and you are going to have to find something to do next week, like going on vacation to see a dinosaur exhibit, because you love dinosaurs. (Suggest a local dino exhibit—science museum, zoo, theme park, somewhere the kids recognize—as your destination. Wherever you suggest should offer an evolutionary point of view.) Then switch to:

Actually, today we're going to have our very own Dino Day here at IncrediWorld, so the fun's just beginning! But what we'll be saying about dinosaurs won't be the same as what we'd hear at _____ (wherever you said you may go), because we'll be wearing our BIBLE glasses and clearing up the confusion about dinosaurs. So get ready for a dino-mite day!

Incredibles: HUMONGOUS

Show intro slide: HUMONGOUS!

Today's Incredibles are HUMONGOUS animals.

Humongous means "big," so on the count of three, I want you all to shout out the biggest animal you can think of. One, two, three. Do so.

Show Elephant slide.

Did anyone say an elephant? That's the largest land animal. Did you know an elephant's foot is as big as a household door mat? Now that's big! Optional: show a household door mat.

Show Blue Whale slide.

But as big as an elephant is, it's nothing compared to a blue whale. Did anyone say a blue whale? That's the largest animal on the planet. A blue whale is so big, its tongue alone is the size of a whole elephant! And its heart is the size of a small car. But I wonder if anyone thought of the most humongous animals to ever walk the planet.

Show Big Dinosaurs slide.

Dinosaurs! Of course not all the dinosaurs were huge. Some were as small as chickens. But many were humongous! On the count of three, I want everyone to shout out the name of a dinosaur. One, two, three. Do so.

Show Dinosaur Comparison slide.

Did anyone say one of the sauropod dinosaurs like brachiosaurus, or apatosaurus, or diplodocus? These sauropod dinosaurs were the biggest of all. With their massive swinging necks and legs like big columns, they were truly a sight to behold! They stood as tall as a four-story building. You need to imagine two, two-story houses on top of each other to get that high! And, boy, were they long. Can you guess how long they'd be in this room? Take guesses, then show how long 115 feet would be. (Measure this distance ahead of time.)

Something you may not know about dinosaurs, though, is that they are described in the Bible. You'll be hearing a description of one today whose name was behemoth. There's a long description of him in the book of Job. Very few animals have detailed descriptions in the Bible like behemoth does, so it's an important animal for us to take note of. But it's important to remember that anytime you hear about dinosaurs, you need to have your BIBLE glasses on, because you'll hear a story from man's point of view that sounds something like this:

The dinosaurs ruled the earth 140 million (or more) years ago. They were king! Then they all died out about 65 million years ago. We're not sure why, but maybe it was because of a meteorite or comet hitting the planet, or maybe because they starved or overate or were constipated or were poisoned or had brains that shrunk.

When you hear that, you need to know that the Bible teaches us something different. It provides the true history of the dinosaurs from their Creator. Today, during Dino Day, we'll clear up the confusion and learn when dinosaurs really walked the planet, and how they really died out, and why it's important for us to know this!

Show Patty slide.

When you see Patty the dino, remember that a sauropod dinosaur called "behemoth" is described in the Bible, and there is much evidence (starting with the Bible and confirmed by science) that this animal actually lived not so long ago alongside man.

Prayer

Optional Song to Sing

"Behemoth is a Dinosaur"
"Right Side Up"

MIDWAY GAMES

Disappearing Dinosaurs

DIRECTIONS

Play the Midway Games video!

1. This game is played like Sardines. You need a safe area where children can hide, either indoor or out.
2. One child is the dinosaur who disappears. The rest of the kids try to find the disappearing dino. When someone finds the dinosaur, that person joins the disappearing dino and is the next disappearing dino. Every person who finds the disappearing dino hides with them until there's just one person left. That person will be the first disappearing dino of the next round.

CLASS-TIME TIP

Remind the kids that the dinosaurs did disappear, but it isn't because of some mysterious reason like meteorites hitting the earth or aliens visiting the planet! If you wear your BIBLE glasses, you can see that they disappeared (became extinct) for the same reason many other animals have become extinct. Conditions were harsher after the flood, and it would have been much harder for them to survive. They were also hunted by people and other animals.

Who's Got the Dino?

SUPPLIES

- Plastic Dino – Game Bag Host Kit

CLASS TIME DIRECTIONS

This game is played like "Button, Button, Who's Got the Button," but uses a tiny dino or dino sticker instead of a button. The players sit in a circle with their hands out in front of them as fists. Someone is "it" and stands in the middle. The children pass the dino around from hand to hand, but try to do so without "it" being able to tell who has the dino. When time is called, "it" has three tries to guess who has the dino. After guessing, whoever has the dino is the new "it." If your dino is larger, you may want to have the kids pass the dino behind their backs instead of in front of them. If you do not have enough children playing to give "it" three guesses, choose a suitable number of guesses that works for your group!

RAD INCREDILAB

Scavenger Hunt

SUPPLIES

- Tape Measure – Host Provides
- Imagination – Host Provides

DIRECTIONS

Play the Rad IncrediLab video and follow along with Professor Rainbow Brite as she helps the children use their imagination to "see" how big dinosaurs really were!

CONCESSION STAND

Dino Brownies and Dino Drink

INGREDIENTS

Concession Stand Supply Bag in Host Kit:

- Kool-Aid
- Cookie Cutters

Other Ingredients provided by host:

- Brownie mix

TEACHING TIE-IN

Pray for the snack and as everyone munches, play the Snack Time with Auntie video, **or say:**

Do you know the name of the dinosaur that has spikey plates on its back? Stegosaurus. Do you know the names of any other dinosaurs?

We have limited knowledge of dinosaurs because we weren't there when they were alive. But we can piece together fossilized bones and learn from fossilized eggs, skin impressions and dino droppings to make good guesses about what they looked like and ate; but we weren't there, so we can't know everything about them. There is someone who was there and does know everything about them. Who do you think that someone is? No, not your Dad not even your Grandpa. It was God! God not only made the dinosaurs, He wrote a book that gives descriptions of animals that sound like dinosaurs. Do you know what book of the Bible describes two creatures called behemoth and leviathan? Job. The book of Job was written sometime after the great flood, and it describes these two creatures, which shows that dinosaurs were living with man.

I wonder what it would be like to have a pet Stegosaurus. You would really have to watch out when it started to wag its tail!

Isn't it exciting being a Christian and seeing the world through BIBLE glasses? It helps us make sense out of mysterious questions.



PRE-PREP

- Bake brownies.
- Prepare the Kool-Aid per package instructions.

DIRECTIONS

Allow the brownies to completely cool and then cut into squares large enough to accommodate your cookie cutters. Use the cookie cutters to cut shapes into the brownies! This could be a fun activity for the kids!

WOW ZONE BIBLE TIME

Animal Shows – Preview the Attraction

SUPPLIES

- Memory Verse Poster – Host Kit
- Crayons – Host Provides
- Dino Drawing coloring sheet – Leader Notebook
- Optional Resources: Dinosaur Graveyard image, Behemoth and Leviathan image, Behemoth Tail image, Cave Drawing Image, Dinosaur Kinds Image

DIRECTIONS

Introduce the kids to the “main attraction” by reading the script on the following page and use your props! You can also play the WOW Zone Bible Time video.

Remember, speaking parts are in **bold**, doing parts are in *italics*.

Well, it's our last day at IncrediWorld. Have you ever been on a dino ride or to a dino attraction? *Lead a brief discussion about this. For a virtual lesson, briefly pause and then move on.*

Sometimes dino eras are called “prehistoric.” This means that dinosaurs lived so long ago (millions of years before man), that they were around before written history (“pre-history”). But guess what? If you put your BIBLE glasses on, you'll realize this is just man's opinion, and it doesn't line up with the Bible. There's really no such thing as “prehistoric” because the Bible records history from the very beginning of time, including dinosaurs being made on what day? *Day Six.*

So let's move on to the main attraction of the day—Dino Mania—and learn more about dinosaurs and the Bible.

Part 1: Dino Mania

Pre-prep: Print the Dino Drawing coloring sheet. Parents, pass out the coloring sheet. For a virtual lesson, tell the children to get out the Dino Drawing coloring sheet.

DINO DRAWING

Kids will quietly color the coloring sheet as you share the following.

We know from the Bible that God created the dinosaurs, animals, and people about 6,000 years ago, not millions of years ago. This means that dinosaurs lived at the same time as people! Wouldn't it have been cool to walk around with the dinosaurs? We wouldn't have been afraid of them because, at the beginning, God said everything was good. All animals and people ate only plants. So dinosaurs wouldn't have eaten other animals or people, and they wouldn't have been mean in the beginning. Sometime after Adam sinned animals started to kill and eat each other. It wasn't until after the flood of Noah's day that God told people they could eat meat (Genesis 9:1–3).

So we know from having our BIBLE glasses on that dinosaurs lived *with* man, not millions of years *before* man. Another reason we know dinosaurs couldn't have lived and died long before man is because death was the result of Adam's sin. Nothing could have died before that time. If dinosaurs lived millions of years earlier, they would have died before Adam. There would have been a massive dinosaur graveyard when God was creating everything during the creation week. *Show Dinosaur Graveyard image. This would not be considered “good.”*

Fossilized dinosaur bones show evidence of diseases such as cancer and arthritis. This, too, would not be considered “good.”

And, dinosaur bones have recently been found with soft parts and red blood cells still in them. Red blood cells are mostly water and couldn't possibly have stayed fresh for millions of years! The bones have to be more recent, which means the dinos aren't millions of years old.

BEHEMOTH AND LEVIATHAN

Kids can continue to color as they listen.

Do you think dinosaurs could possibly be mentioned in the Bible? Take responses. The answer is yes. They aren't called dinosaurs in the Bible. The word dinosaurs wasn't thought up until 1841, long after the Bible was written and first translated into English. But there are descriptions of animals in the Bible that definitely sound like dinosaurs.

Show the Behemoth image. With your Bible open to Job 40:15–24, describe behemoth to the kids. Point out that his tail moved like a big cedar tree. Show Behemoth tail slide. Some Bible footnotes say that behemoth may have been a hippo or elephant, but does a hippo or elephant move its tail like a huge cedar tree? Behemoth's description also says he's first in the ways of God, meaning he was the largest animal God made.

Show the Leviathan image. With your Bible open to Job 41, describe leviathan to the kids. The description sounds like a dinosaur-like creature that lived in the sea. It is described with terrible teeth and rows of scales. It is further described to have breathed fire. As the deep sea is explored, marine animals have been discovered that can create their own light (like Glowys, the Lanternfish!) and that make electricity! Point out, too, that the book of Job shows us once again that dinosaurs lived alongside man because the book of Job was written after the flood, just a few thousand years ago.

DINO CAVE

Kids can continue to color as they listen. When they are done coloring, you can have them listen carefully as you share this next section and have them do the "Dinosaur Roar" every time they hear you mention the word dinosaur. This means they look at someone and give a huge roar!

We know that dinosaurs lived alongside people because we've checked what the Bible says. But did you know that we've also found lots of pictures of them on cave walls? People who lived with and saw dinosaurs drew those pictures. Show Cave Drawing image. If dinos had lived millions of years ago, how would those people have known how to draw them? They couldn't go look in a book or at a museum, after all! Many stories of man killing dinosaurs (which were called "dragons" back then) have been passed down as well. Many other dinosaur images from thousands of years ago have been found as well on such things as pottery and stone carvings.

But you might wonder why they aren't alive anymore. Sometimes people without BIBLE glasses on tell us it's a big mystery to figure out where the dinosaurs went. They make guesses, saying that maybe they got hit by big rocks (meteors) from outer space, or they got allergies and died out, or they were poisoned or got bad stomach aches. But if you have your BIBLE glasses on, it's not a mystery at all. The Bible tells us a great, worldwide flood came at the time of a man named Noah. When the dinosaurs and animals came off the big boat (the Ark) after the flood, the world was very different. It was much colder and harsher, and there was less food. There was sickness, too. Also, people were now hunting animals because they could eat meat, including dinosaurs. The same reasons other animals died out (became extinct) are also why dinosaurs died out.

And some people without BIBLE glasses on say dinosaurs turned into birds, which is not true. They tell of a bird called *Archaeopteryx* that is supposedly part dinosaur and part bird—the missing link between dinosaurs and birds. But this is utterly false! Birds and dinosaurs may have some shared features, just like all animals do, but this only shows that they had a common Designer—God. *Archaeopteryx* is known to be just a bird, not a missing link. And other dinosaur fossils that seem to have feathers (suggesting they turned into birds) have also turned out to be just woven skin, not feathers on dinosaurs. And even if we do find some type of "feathered dinosaur," it just means God created them that way—not that one evolved into a bird. Also, if animal kinds were changing into other animal kinds, we should find tons of fossils in the transitional (in between) forms (part this and part that), but we don't.

And remember how specially designed every bird is, as we talked about yesterday? Do you really think a dinosaur could turn into a bird? Take responses. Show Dinosaur Kinds image. God's Word tells us that God made every animal "after its kind." This means animals produce more animals like themselves but don't change from one kind into another kind. There are many different dinosaur kinds. But the different kinds of dinosaurs didn't turn into the different kinds of birds. Furthermore, the Bible tells us that birds were created before dinosaurs. God made birds on day five and dinosaurs, which were land animals, on day six.

So now that we've learned about dinos, it's time to meet up with Reese and hear a little more Dino Truth.

Puppet Pal - Dino Truth

SUPPLIES PROVIDED BY HOST

- Boy or Girl Puppet
- Clipboard
- Toy Dinosaur
- Evolutionary Dino Picture in Optional Resources
- Daily Overview Image – In Optional Resources

Pre-prep: Tape one script inside the puppet stage, and attach the other to a clipboard for reference. Remember to allow approximately three minutes for the puppet pal.

Puppet: Come up holding a toy dinosaur.

Teacher: Hey there, Reese! Where'd you get that cool dinosaur?

Puppet: I bought it at the souvenir shop over there. It's a *T. rex* (or whatever kind you have).

Teacher: I love dinosaurs! They're so fascinating, aren't they?

Puppet: Yeah, and they lived all by themselves when all those volcanoes were going off.

Teacher: You know what, Reese? I hate to burst your bubble, but that's not true.

Puppet: What do you mean? Look at this picture I got out of a book. *Show picture.* It shows when dinosaurs first started. And it proves they lived alone with the volcanoes.

Teacher: Well, let's put our BIBLE glasses on for a minute, Reese.

Puppet: Okay. What can we learn from God's Word about dinosaurs?

Teacher: We can learn lots. But let's talk about this picture in particular. First of all, when dinosaurs were first created, they lived in a beautiful garden with all the other animals, and plants, and people.

Puppet: But this picture makes it look like the whole world's so dark and ugly!

Teacher: It wasn't. The Bible describes it, and it was beeeeautiful!

Puppet: I always pictured the dinosaurs with volcanoes and stuff.

Teacher: There wouldn't have been any volcanoes yet because that wouldn't have been part of God's original, "good" creation. Volcanoes, earthquakes, and tsunamis started later, after sin had entered the world.

Puppet: What's sin again?

Teacher: Sin is when we disobey God and don't follow his rules that are in the Bible. Adam and Eve were the first to sin, but we all sin. That's why Jesus came! To pay the price for our sin so we can be God's children.

Puppet: I hope every one of these boys and girls has made that decision.

Teacher: Me, too! Once you're God's child, make sure you spend time learning God's Word every day. Then you won't get tricked by things like the picture from this book. Books, zoos, museums, and schools aren't always right, remember? You can learn lots of good things there, but you have to always put on your BIBLE glasses and make sure it agrees with God's Word.

Puppet: What if it doesn't?

Teacher: Then we know which one's right, don't we? God's Word is always right. Always believe it and trust it. And the cool thing is, you'll find real science agrees with God's Word, too.

Puppet: I think I'll just throw this picture away. I need to read the Bible instead!

Teacher: Good move, Reese! But keep that great dinosaur! God made every one of them, and they're something special.

Puppet: I will. Well, I'm off for my last roller coaster ride, The Behemoth, before I have to go home.

Teacher: Okay, Reese. Let's say goodbye to Reese everyone. *Do so.* And let's practice our echo phrase for today. Remember the two dinosaurs we talked about that are described in the Bible? Their names are behemoth and leviathan, and they lived at the time of man. Let's say our phrase together.

Show the daily overview image. Practice the echo phrase: Behemoth and Leviathan, they lived at the time of man! Once again, switch the echoing groups in fun ways, such as everyone who loves a certain theme park starts (you decide which theme park), and everyone who loves another echoes, then those who prefer cotton candy start and those who prefer snow cones echo.

Show the memory verse image for today: Job 40:15, 17. Review the verse a few times.

Part 3. Dino Bingo

SUPPLIES

Day 5 Bible Time Activity Bag:

- Bingo Calling Cards
- Bingo Card Patterns
- Dino Egg Bingo markers

Parents, give each child a dino bingo board and bingo pieces. To play, draw a dino card and show the kids the picture. See if they can name which dinosaur it is. They cover that picture on their boards if they have it. Share the info on that dino before moving to the next one. The first to get 4 across, down, or diagonal wins. Play several times as time allows. You can change what is needed to win (e.g., postage stamp wins, which is a small square of 4 blocks together; big X wins). If you are doing a live online lesson with children, this may work: tell the children to get out their Dino Bingo pattern and go from there. For a pre-recorded version, tell the children to get out their Dino Bingo pattern. Go through all the dinosaurs and have the children send you a picture of their completed cards.

Stegosaurus: Stegosaurus means "roof lizard" and it had two rows of large plates running along its back, along with a spiked tail. These plates were fantastically designed by God and worked sort of like solar panels work today.

Triceratops: Triceratops had a three-horned face and was probably about 30 feet long and almost 10 feet tall. It was a heavy dinosaur, but the skeletons show us God designed triceratops with special bones in its hips and neck for strength to bear its weight.

T. rex: Its name means "tyrant lizard king" with its head alone measuring up to six feet long, and its footprints measuring two feet across! It had about sixty teeth that could be as long as 9 inches each! No wonder it was called the king of the tyrant lizards! Even so, just because it had lots of teeth doesn't mean it originally used those teeth to eat meat. Many animals today have fearsome looking teeth but use them to eat tough plants, such as the panda that eats bamboo.

Behemoth: Behemoth was a mighty sauropod dinosaur. He was "first of the works of God," meaning he was one of the biggest creatures God had created. His tail was like a cedar tree, which was a huge tree, so it couldn't have been an elephant, hippo, or crocodile, because they don't have huge tails.

Leviathan: In Job 41:33 we read about a fearsome creature called leviathan that lived in the sea after sin entered the world. There is no equal of his on earth. He is without fear. It's interesting that many reports of "sea serpents" could perhaps match the marine reptiles like leviathan.

Dimetrodon: This "dinosaur" isn't actually a dinosaur! Instead, it was a type of mammal that had two types of teeth: shearing teeth and cutting teeth. Its name means "two measures of teeth." Its teeth didn't evolve—God created them that way!

Iguanodon: This is a famous dinosaur because it was one of the first dinosaurs whose fossilized parts (teeth) were found (1822). Shortly after it was found, more fossilized parts were found, and people realized there was a huge group of lizard-like creatures that had lived in the past. Since then, tens of thousands of fossilized dino parts have been found all over the world, on every continent.

Allosaurus: Allosaurus was as large as a bus (about 35–40 feet long and 15 feet high). After sin entered the world, it was a meat-eater and most likely was fearsome.

Velociraptor: A velociraptor's tail was designed by God so it was able to run swiftly, hence its nickname, "swift robber." But it wouldn't have been a swift robber at the very beginning of time when everything was perfect!

Spinosaurus: This dinosaur was one of the largest theropodous dinosaurs. Its name comes from the long spines on its back, which grew at least 5 feet long! It was *rediscovered* in 1912 by Richard Markgraf. But dinosaurs were first discovered 6,000 years ago—by Adam and Eve!

Pteranodon: This was a flying reptile. Flying reptiles were very different from birds. They didn't evolve into birds! All flying reptiles had a very long fourth finger on each hand that hooked to its bat-like wings.

Oviraptor: Its name means "egg thief." It was first thought to be an egg thief, but is no longer thought to be so. This is another example of how scientists change their views on things. Only God truly knows everything about the Oviraptor.

Lambeosaurus: This is one of the duck-billed dinosaurs. It had two crests on its head.

Plesiosaurus: This reptile lived in the sea, so God gave it four strong flippers that were sort of like sea turtle flippers. These would help it to swim quickly and well. Its fairly short tail would have been like a rudder on a boat, helping it change directions quickly.

Seismosaurus: This dinosaur was given its name because it's thought to have made the earth shake when it walked because it was so enormous. How would you like to have felt that and walked alongside that? (Seismosaurus was reclassified as a diplodocus in 2016.)

Euoplocephalus (also Scolosaurus): Its name means "thorn reptile," because it looks like it's covered with thorns! God gave it these to keep it safe from attackers because it was too heavy to move quickly.

CRAFT COVE

Dino Egg Toss Game

MATERIALS

Day 5 Craft Bag in Kid Kit

- Bottom Section of Large Brown Paper Bag
- Top Section of Large Brown Paper Bag
- White lunch bags
- Verse Label found on front of Craft Bag
- Scissors

TEACHING TIE-IN

Play Craft Cove video **OR** say:

*Welcome back to the Craft Cove! It **has been** great to have you drop by each day! And I know that you are having a great time here at the Incredi-World Amusement Park, where we are learning all about God's **INCREDIBLE, CREATED** world!*

*Today we are going to make this **DINO EGG-TOSS GAME** because today is **DINO DAY!** When dinosaurs were first created, they lived in a beautiful garden with all the other animals, plants and people. Behemoth and Leviathan lived at the time of man!*

Our verse for today is about a dinosaur-like creature named Behemoth. In the Bible, in the book of Job in Chapter 40, verses 15 and 17, the Word of God says:

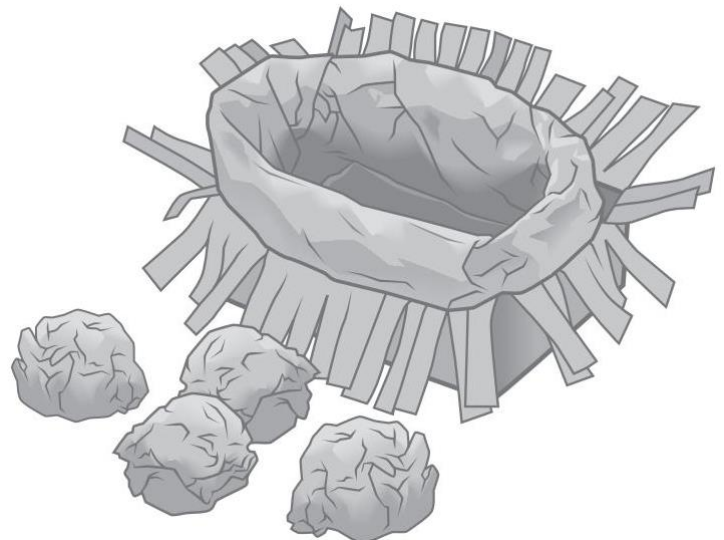
*"Behold, Behemoth, which I made - as I made you... he makes his tail stiff like a cedar" **WHOA!** Did you hear that! Behemoth's tail is tough like a sturdy cedar tree!*

*Well, let's get started making your very own **DINO EGG-TOSS GAME.** Everything that you need for Day 5 will be in your Craft Bag, and you'll need your scissors, too.*

*A real nest is often very messy looking because it is usually made from sticks and leaves and bits of twigs. Isn't it amazing that animals know how to build their own house? Well that's because **GOD** designed each creature as they are. **THE BIBLE SAYS IT AND THAT SETTLES IT!***

DIRECTIONS

1. Make the bottom of the dino nest out of the bottom half of the brown bag, and the top half of the bag will be used to add the fringe that will look like the nest was made of sticks.
2. Open the bottom half of the grocery bag and set it up. Start at the top edge of the bag and roll the edge down, going all the way around the bag—just like when mom rolls up a sleeve or pants that are too long.
3. Open the other half of the brown bag and roll one edge down about half way.
4. Then cut straight lines into the other edge of the bag. Cut carefully and try to keep the scissor cuts straight so that a fringe starts to form all around the edge that was not rolled down.
5. To finish the nest, poke the rolled edge of the fringe piece down inside of the bottom part of the brown bag. And stick on the label.
6. To make the dino eggs, put your hand inside a white bag and grab the bottom of it in your fist. Then smash it as you pull your hand out and wad it into a ball. Now you can toss them into the nest!



WRAP UP

Drama

Play the Drama Video

Transition Point

Say:

Wow! IncrediWorld won the “Best Theme Park” award after all! But, you know what? That’s not the best thing that happened. No! The best thing that happened was that Millard actually read the Bible for himself and now he’s interested in hearing more about it. That’s what we should really be excited about because nothing—absolutely nothing—is more important than your relationship with God!

Review the Attraction

SUPPLIES

- Memory Verse Poster – Host Kit

Complete one or more of the following ideas as you have time.

INCREDIVERSE

Today’s Verse: Behold, Behemoth, which I made as I made you. . . . He makes his tail stiff like a cedar. Job 40:15, 17

Practice this verse through several times, using the memory verse poster as a reference, then try the following challenge.

Challenge: Move around like the mighty behemoth as you say each word of today’s memory verse!

Go and Do

SUPPLIES

- Go & Do Cards – Ticket Booth Bag in Kid Kit

Send the kids home with the “Go and Do” cards for Day 5 and explain to them that they have a list of activities they can do at home with their parents to review what they learned that day. You can clip these onto their carabineer on their VBS bag!

Closing Prayer